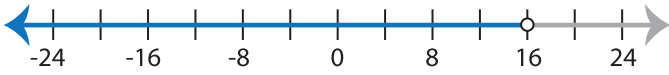


Identifying Inequalities

ES3

Choose the correct inequality that best describes each graph.

1)



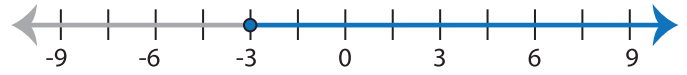
a) $\frac{x}{8} > 2$

b) $\frac{x}{8} \leq 2$

c) $\frac{x}{8} \geq 2$

d) $\frac{x}{8} < 2$

2)



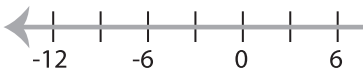
a) $x + 12 \geq 9$

b) $x + 12 \leq 9$

c) $x + 12 < 9$

d) $x + 12 > 9$

3)



a) $x - 7 \leq 5$

c) $x - 7 > 5$

PREVIEW

Gain complete access to the largest
collection of worksheets in all subjects!

Members, please
log in to
download this
worksheet.

Not a member?
Please sign up to
gain complete
access.

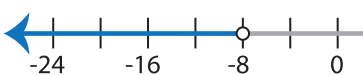
www.mathworksheets4kids.com



b) $3x > 21$

d) $3x \leq 21$

5)



a) $18 + x \leq 10$

c) $18 + x < 10$



b) $\frac{x}{6} < 4$

d) $\frac{x}{6} > 4$

7)



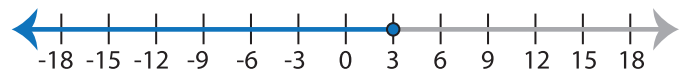
a) $x - 2 < 3$

b) $x - 2 \leq 3$

c) $x - 2 > 3$

d) $x - 2 \geq 3$

8)



a) $8x > 24$

b) $8x < 24$

c) $8x \geq 24$

d) $8x \leq 24$