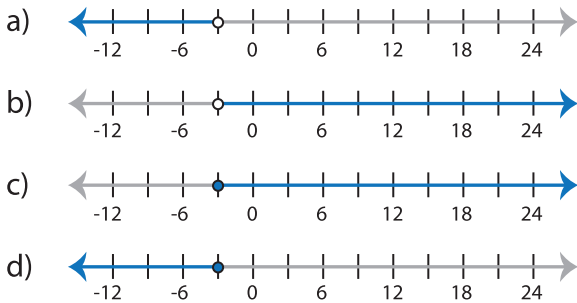


# Identifying Graphs

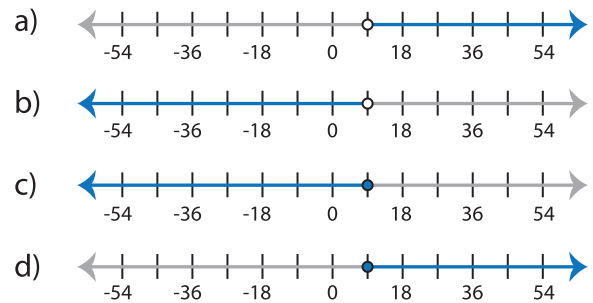
MS2

Choose the correct graph that best describes the solution for each inequality.

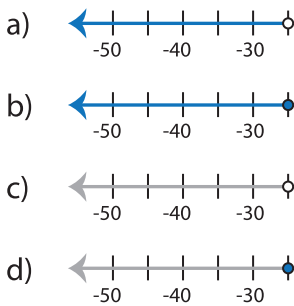
1)  $-6x - 3 > 15$



2)  $-7x + 18 \leq -5x$



3)  $-8 \geq \frac{x+1}{3}$



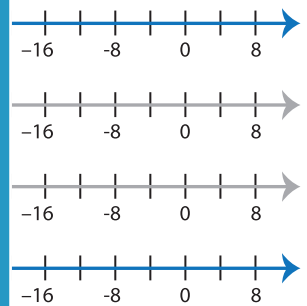
## PREVIEW

Gain complete access to the largest collection of worksheets in all subjects!

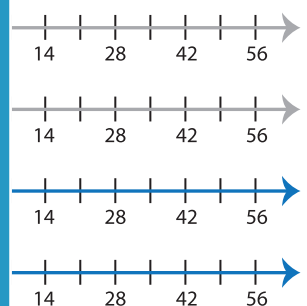
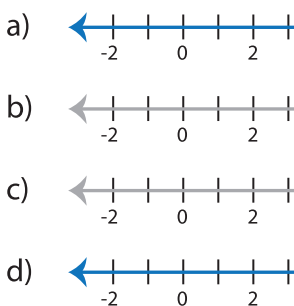
Members, please log in to download this worksheet.

Not a member? Please sign up to gain complete access.

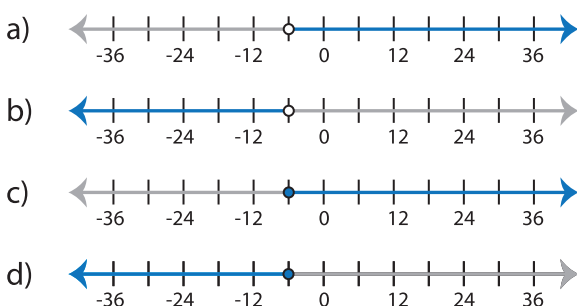
[www.mathworksheets4kids.com](http://www.mathworksheets4kids.com)



5)  $11 < 5x - 14$



7)  $13 \geq 16 + \frac{x}{2}$



8)  $\frac{x-31}{5} \leq -6$

