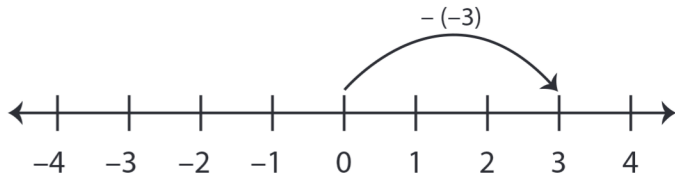


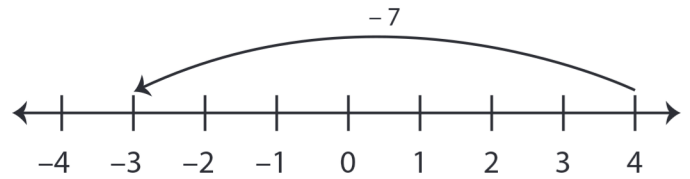
# Number Line - Subtracting Integers

Sheet 2

**Example 1:**  $0 - (-3) = 3$

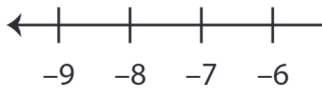


**Example 2:**  $4 - 7 = -3$

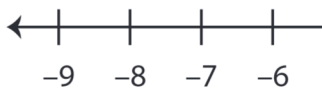


Use the number line to find the difference.

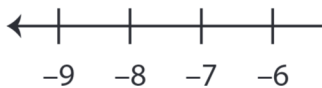
1)  $-9 - (-12) =$  \_\_\_\_\_



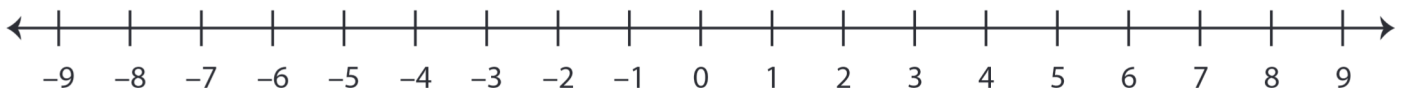
2)  $6 - 8 =$  \_\_\_\_\_



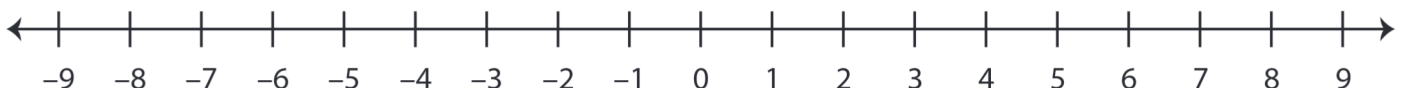
3)  $4 - (-5) =$  \_\_\_\_\_



4)  $-3 - 1 =$  \_\_\_\_\_



5)  $2 - (-4) =$  \_\_\_\_\_



# PREVIEW

Gain complete access to the largest collection of worksheets in all subjects!

Members, please log in to download this worksheet.

Not a member? Please sign up to gain complete access.

[www.mathworksheets4kids.com](http://www.mathworksheets4kids.com)