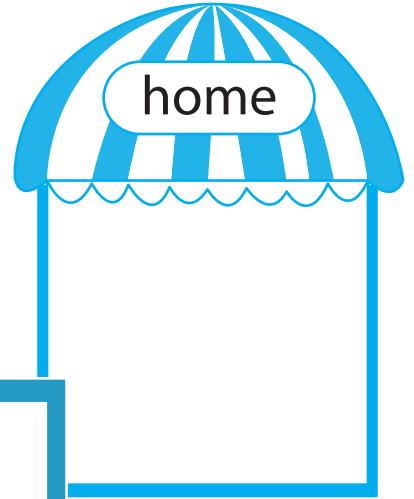
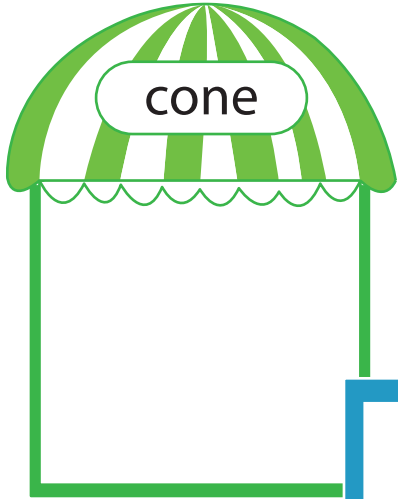


Name : _____

Silent E

Snip each picture and glue it under the silent e word that correctly names it.



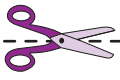

PREVIEW

Gain complete access to the largest collection of worksheets in all subjects!

Members, please log in to download this worksheet.

Not a member? Please sign up to gain complete access.

www.mathworksheets4kids.com



A large dashed-line box containing several small images for a matching activity:

- A pencil.
- A house.
- A tree trunk.
- A measuring tape.
- A purple cone.
- A smartphone.