


# Suffixes - ed / ing

Look at the pictures and suffix the words in the parentheses with -ed and -ing to form the correct tenses.

Example:



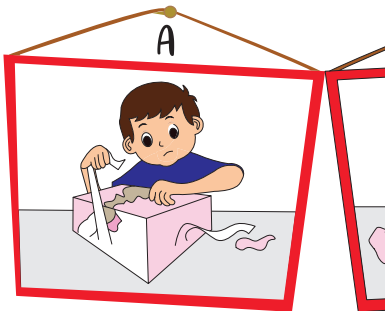
(B) Eva has cooked . (cook)

(A) Eva is cooking . (cook)



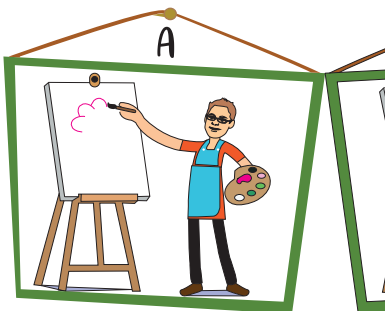
(plant) a tomato sapling.

(ant) a tomato sapling.




(open) the gift box.

(open) the gift box.



(paint) a flower.

(H) The artist has \_\_\_\_\_ (paint) a flower.



(B) The matchstick has \_\_\_\_\_ . (burn)

(A) The matchstick is \_\_\_\_\_ . (burn)

**PREVIEW**

Gain complete access to the largest collection of worksheets in all subjects!

Members, please log in to download this worksheet.

Not a member? Please sign up to gain complete access.

[www.mathworksheets4kids.com](http://www.mathworksheets4kids.com)