





Line Segment - Ruler

Half Inches: S1

Measure the length of each line segment.

1)  in2)  in3)  in4)  in5)  in

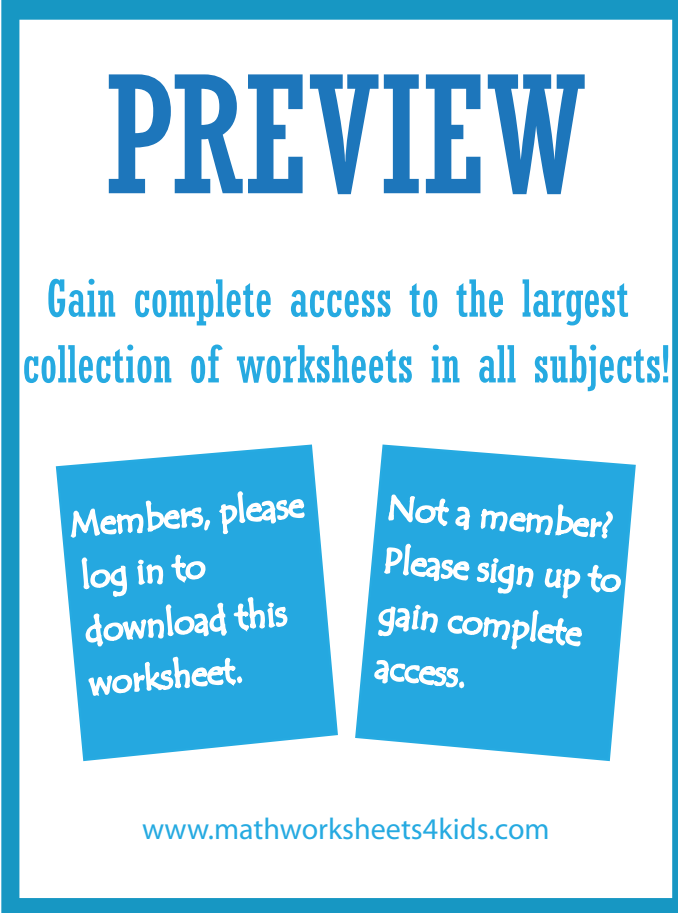
Draw a line segment for

6) $3\frac{1}{2}$ in

7) 4 in

8) $2\frac{1}{2}$ in

9) 1 in

10) $5\frac{1}{2}$ in

PREVIEW

Gain complete access to the largest collection of worksheets in all subjects!

Members, please log in to download this worksheet.

Not a member? Please sign up to gain complete access.


www.mathworksheets4kids.com

Answer Key**Line Segment - Ruler**




Half Inches: S1

Note : Answers may vary depending on the printer settings.

Measure the length of each line segment.

1)  in2)  in3)  in4)  in5)  in

Draw a line segment for

6) $3\frac{1}{2}$ in 7) 4 in 8) $2\frac{1}{2}$ in 9) 1 in 10) $5\frac{1}{2}$ in 

PREVIEW

Gain complete access to the largest collection of worksheets in all subjects!

Members, please log in to download this worksheet.

Not a member? Please sign up to gain complete access.

www.mathworksheets4kids.com