





Line Segment - Ruler

Half Inches: S2

Measure the length of each line segment.

1)  in2)  in3)  in4)  in5)  in

Draw a line segment for

6) $4\frac{1}{2}$ in

7) 5 in

8) $1\frac{1}{2}$ in

9) 2 in

10) $3\frac{1}{2}$ in

PREVIEW

Gain complete access to the largest
collection of worksheets in all subjects!

Members, please
log in to
download this
worksheet.

Not a member?
Please sign up to
gain complete
access.

www.mathworksheets4kids.com


Answer Key

Line Segment - Ruler


Half Inches: S2

Note : Answers may vary depending on the printer settings.


Measure the length of each line segment.

1) 


3 $\frac{1}{2}$ in

2) 


2 in

3) 

4 in

4) 

1 in

5) 

5 $\frac{1}{2}$ in

Draw a line segment for

6) $4 \frac{1}{2}$ in



7) 5 in



8) $1 \frac{1}{2}$ in



9) 2 in



10) $3 \frac{1}{2}$ in



PREVIEW

Gain complete access to the largest collection of worksheets in all subjects!

Members, please
log in to
download this
worksheet.

Not a member?
Please sign up to
gain complete
access.

www.mathworksheets4kids.com