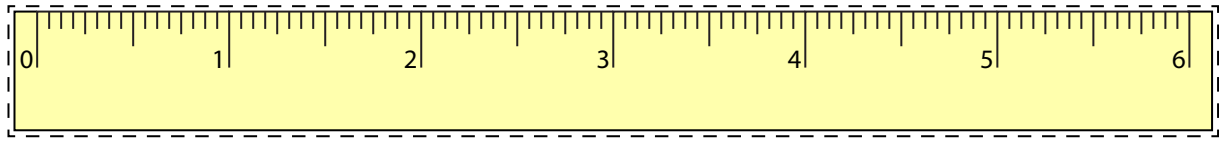







Line Segment - Ruler

Half Inches: S3



Cut out the ruler. Measure the length of each line segment.

1)  in2)  in3)  in4)  in5)  in

Draw a line segment for

6) $3\frac{1}{2}$ in

7) 2 in

8) 4 in

9) $5\frac{1}{2}$ in

10) 6 in

PREVIEW

Gain complete access to the largest
collection of worksheets in all subjects!

Members, please
log in to
download this
worksheet.

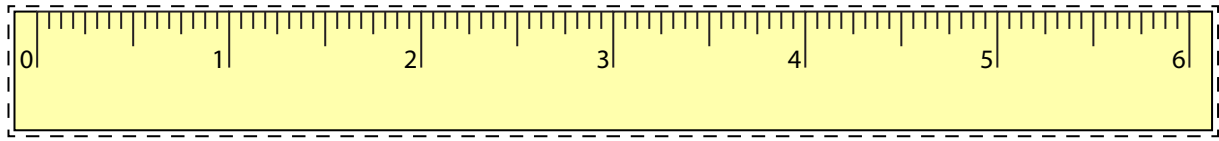
Not a member?
Please sign up to
gain complete
access.

www.mathworksheets4kids.com

Answer Key

Line Segment - Ruler

Half Inches: S3



Cut out the ruler. Measure the length of each line segment.

1)

1 in

2)

4 1/2 in

3)

5 in

4)

3 in

5)

2 1/2 in

Draw a line segment for

6) $3 \frac{1}{2}$ in



7) 2 in



8) 4 in



9) $5 \frac{1}{2}$ in



10) 6 in



PREVIEW

Gain complete access to the largest collection of worksheets in all subjects!

Members, please log in to download this worksheet.

Not a member? Please sign up to gain complete access.

www.mathworksheets4kids.com