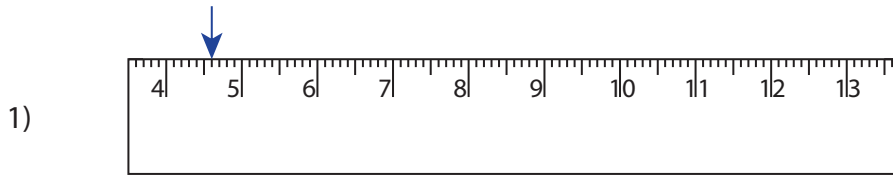


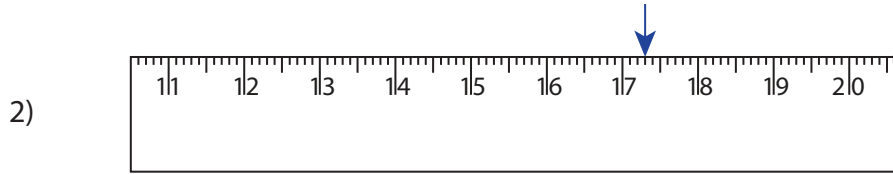
**Reading & Marking Ruler**

Centimeter and Millimeter: S2

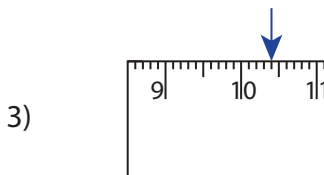
Write the reading shown by the pointer in each problem.



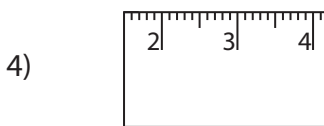
\_\_\_\_\_ cm \_\_\_\_\_ mm



\_\_\_\_\_ cm \_\_\_\_\_ mm



\_\_\_\_\_ cm \_\_\_\_\_ mm



\_\_\_\_\_ cm \_\_\_\_\_ mm

**PREVIEW**

Gain complete access to the largest collection of worksheets in all subjects!

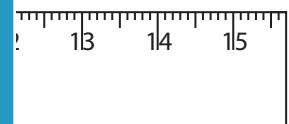
Members, please log in to download this worksheet.

Not a member? Please sign up to gain complete access.

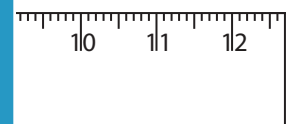
[www.mathworksheets4kids.com](http://www.mathworksheets4kids.com)

Draw the pointer to show

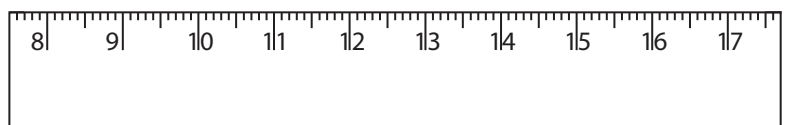
5) 11 cm 2 mm




6) 7 cm 8 mm



7) 13 cm 7 mm

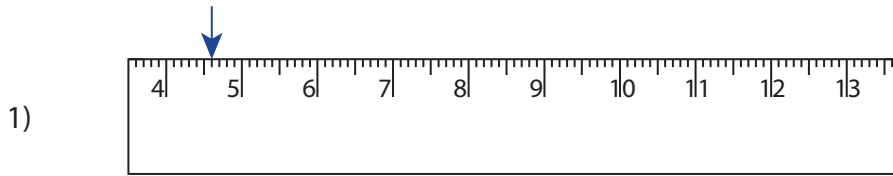


8) 6 cm 1 mm

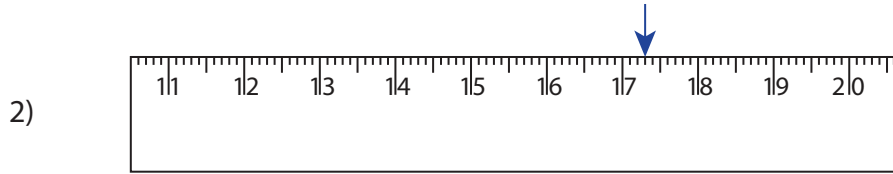


**Reading & Marking Ruler**

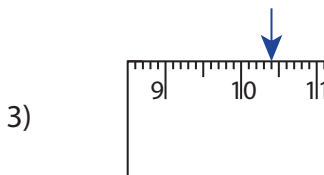
Write the reading shown by the pointer in each problem.



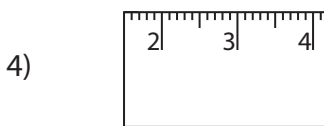
**4** cm **6** mm



**17** cm **3** mm



**10** cm **4** mm



**5** cm **9** mm

**PREVIEW**

Gain complete access to the largest collection of worksheets in all subjects!

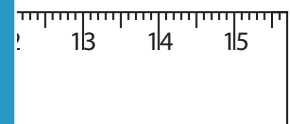
Members, please log in to download this worksheet.

Not a member? Please sign up to gain complete access.

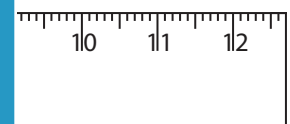
[www.mathworksheets4kids.com](http://www.mathworksheets4kids.com)

Draw the pointer to show

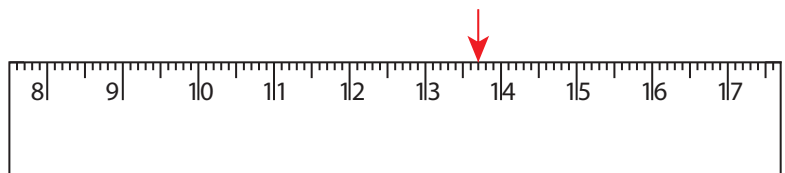
5) 11 cm 2 mm



6) 7 cm 8 mm



7) 13 cm 7 mm



8) 6 cm 1 mm

