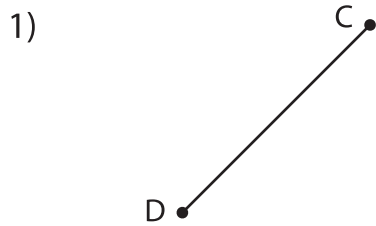
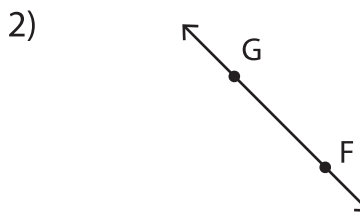


**Lines, Rays or Line segments: MCQ**

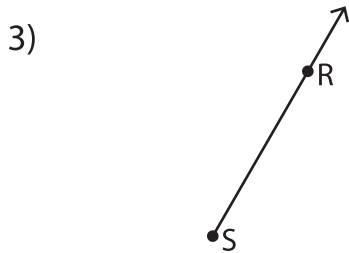
Identify the model as a line, ray or line segment.



- a) line DC
- b) ray DC
- c) line segment DC
- d) none of the above



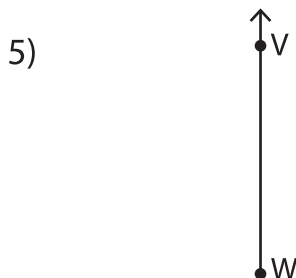
- a) line segment GF
- b) line GF
- d) none of the above



- b) line segment SR
- d) none of the above



- b) ray AB
- d) none of the above



- b) ray WV
- c) ray VW
- d) none of the above



- a) ray KL
- b) line KL
- c) line segment KL
- d) none of the above

# PREVIEW

Gain complete access to the largest collection of worksheets in all subjects!

Members, please log in to download this worksheet.

Not a member? Please sign up to gain complete access.

[www.mathworksheets4kids.com](http://www.mathworksheets4kids.com)