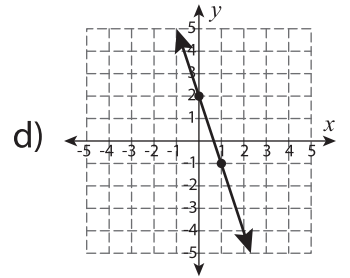
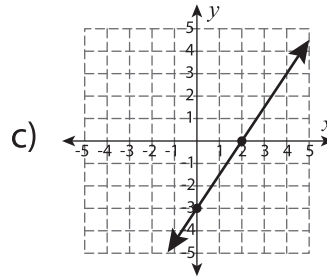
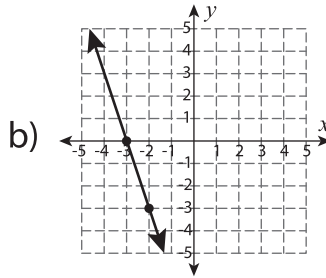
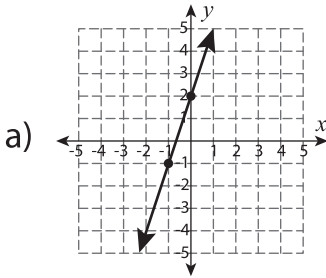
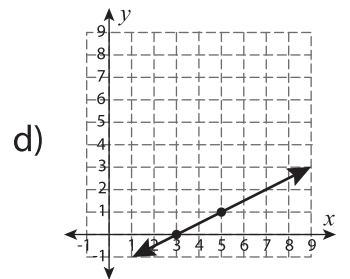
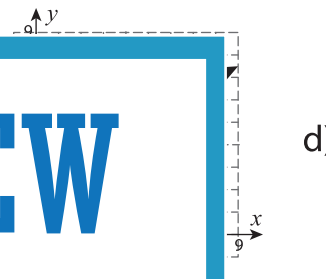
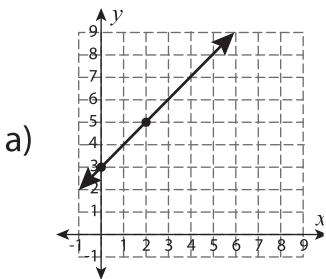


**MCQ**

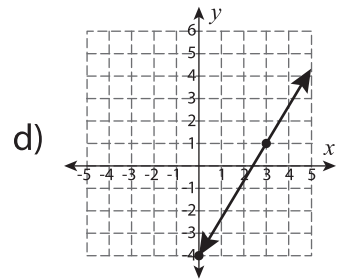
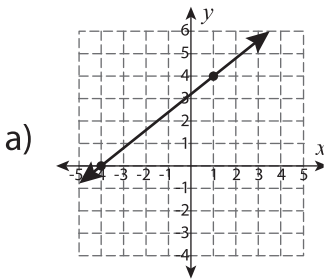
1) Which of the following graph represents the equation  $y = -3x + 2$  ?



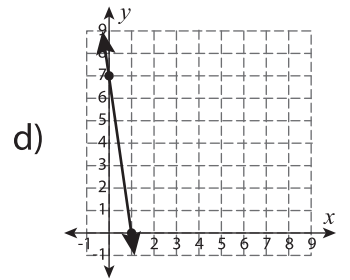
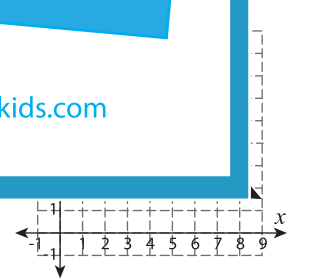
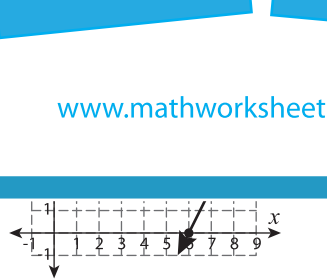
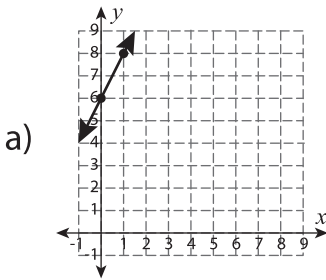
2) Which of the following graph represents the equation  $y = \frac{1}{2}x + 3$  ?



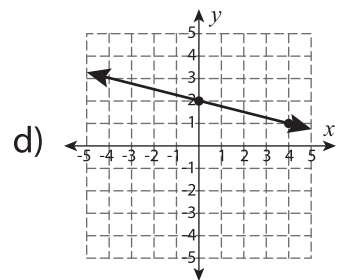
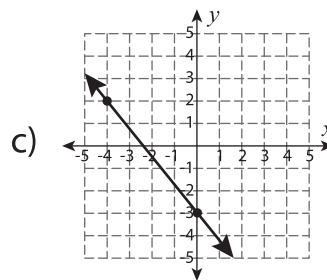
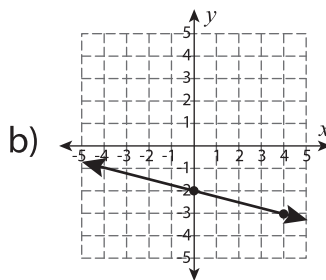
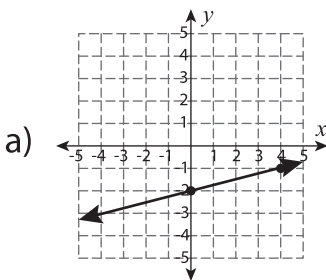
3) Which of the following graph represents the equation  $y = x + 4$  ?



4) Which of the following graph represents the equation  $y = -\frac{1}{2}x + 6$  ?



5) Which of the following graph represents the equation  $y = -\frac{1}{4}x - 2$  ?



**PREVIEW**

Gain complete access to the largest collection of worksheets in all subjects!

Members, please log in to download this worksheet.

Not a member? Please sign up to gain complete access.

[www.mathworksheets4kids.com](http://www.mathworksheets4kids.com)