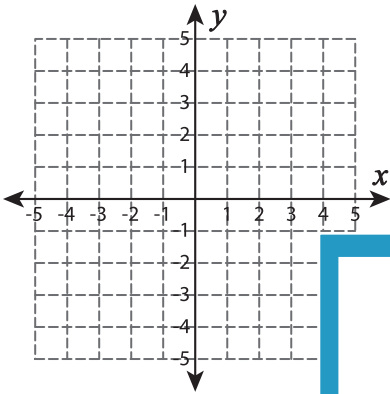


## Graphing: Slope and Point

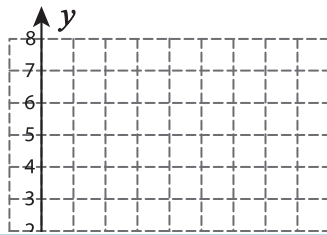
Sheet 1

Graph the line using the given slope and the point.

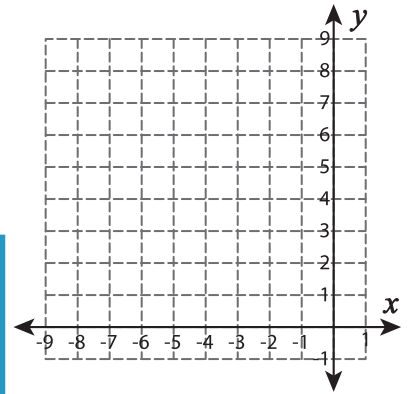
1)  $m = \frac{1}{2}; (2, -3)$



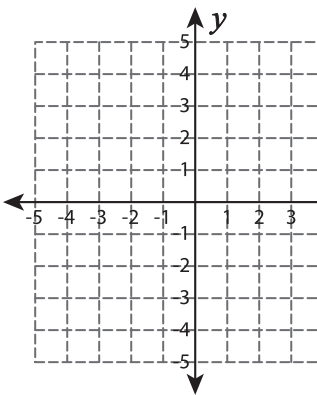
2)  $m = 3; (3, 4)$



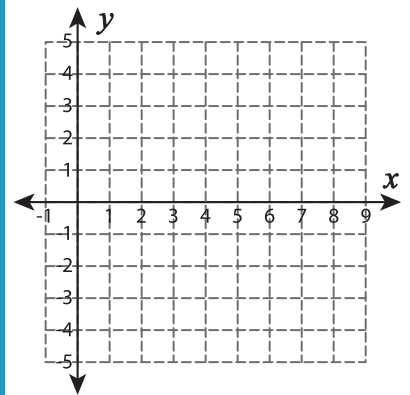
3)  $m = -\frac{6}{5}; (-7, 8)$



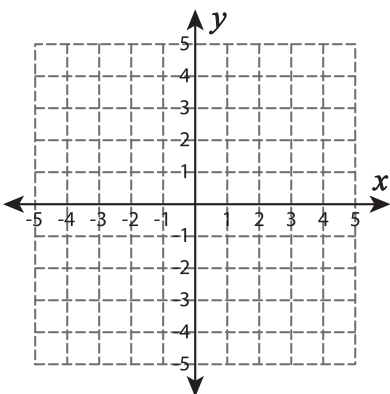
4)  $m = \frac{3}{4}; (-2, -2)$



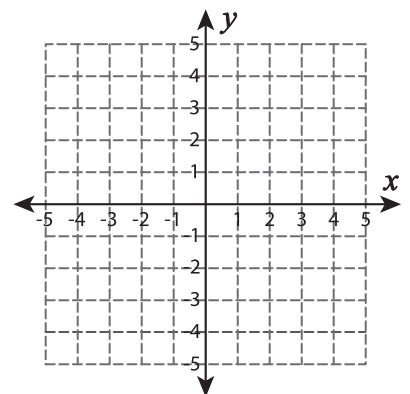
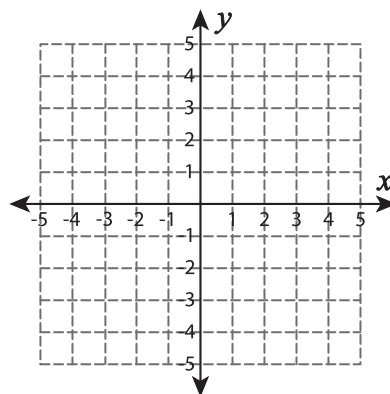
5)  $m = \frac{1}{2}; (6, 0)$



6)  $m = -2; (-4, -1)$



7)  $m = -\frac{8}{9}; (-5, 4)$



# PREVIEW

Gain complete access to the largest  
collection of worksheets in all subjects!

Members, please  
log in to  
download this  
worksheet.

Not a member?  
Please sign up to  
gain complete  
access.

[www.mathworksheets4kids.com](http://www.mathworksheets4kids.com)