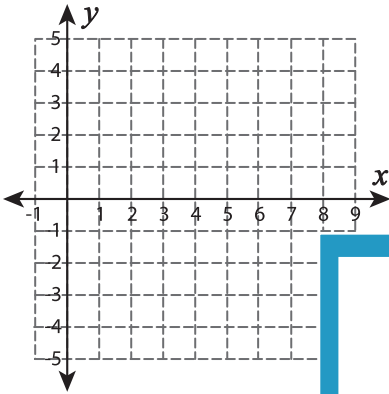


Graphing: Slope and Point

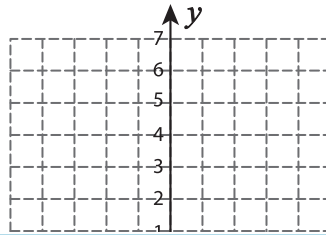
Sheet 2

Graph the line using the given slope and the point.

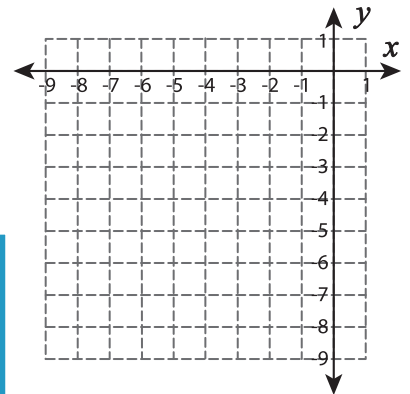
1) $m = -4 ; (8, -1)$



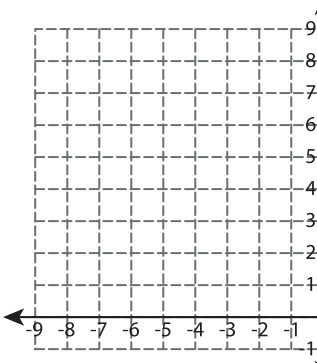
2) $m = -\frac{3}{4} ; (-2, 5)$



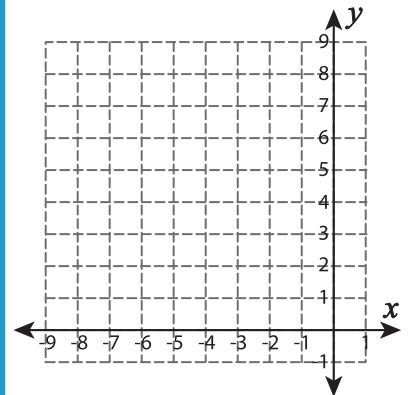
3) $m = -3 ; (-6, -5)$



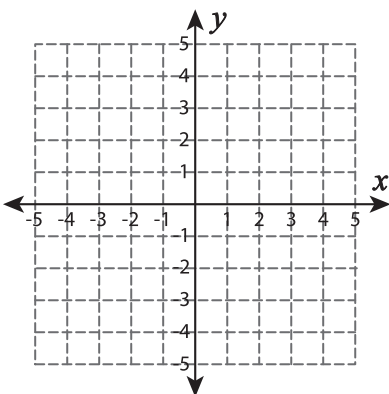
4) $m = -\frac{6}{7} ; (-7, 7)$



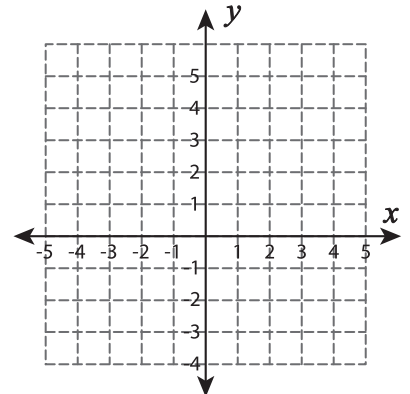
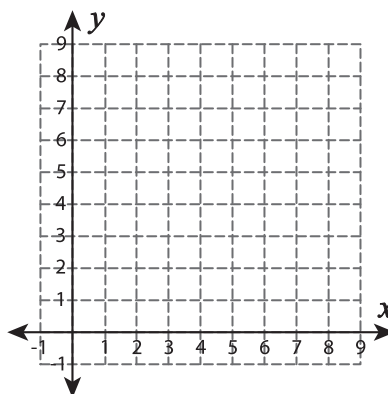
5) $m = -\frac{5}{3} ; (-5, 8)$



6) $m = 6 ; (1, -2)$



7) $m = 3 ; (-1, 0)$



PREVIEW

Gain complete access to the largest
collection of worksheets in all subjects!

Members, please
log in to
download this
worksheet.

Not a member?
Please sign up to
gain complete
access.

www.mathworksheets4kids.com