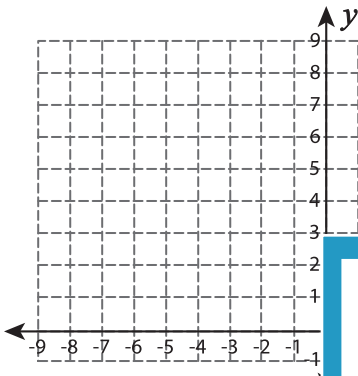


## Graphing: Slope and Point

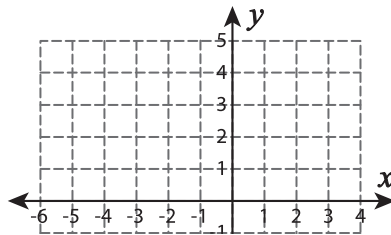
Sheet 3

Graph the line using the given slope and the point.

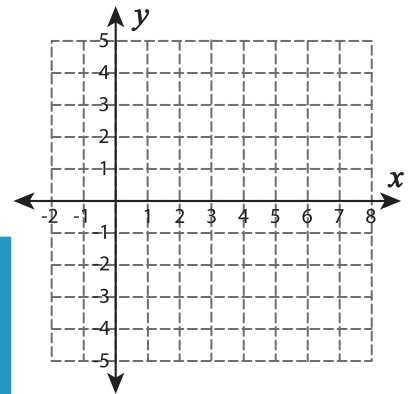
1)  $m = 4; (-1, 3)$



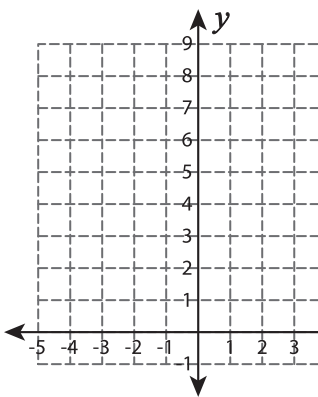
2)  $m = -\frac{1}{5}; (-5, 0)$



3)  $m = 7; (4, -4)$



4)  $m = \frac{5}{4}; (-3, 2)$



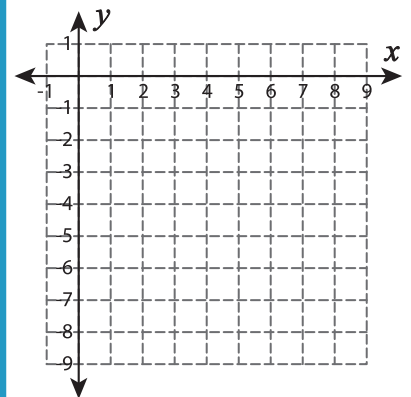
**PREVIEW**  
Gain complete access to the largest  
collection of worksheets in all subjects!

Members, please  
log in to  
download this  
worksheet.

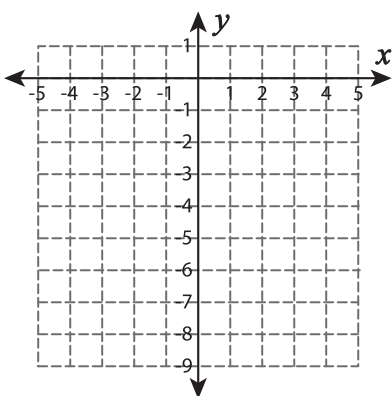
Not a member?  
Please sign up to  
gain complete  
access.

[www.mathworksheets4kids.com](http://www.mathworksheets4kids.com)

5)  $m = \frac{7}{6}; (0, -8)$



6)  $m = -2; (-3, -4)$



7)  $m = -\frac{9}{2}; (6, 0)$

