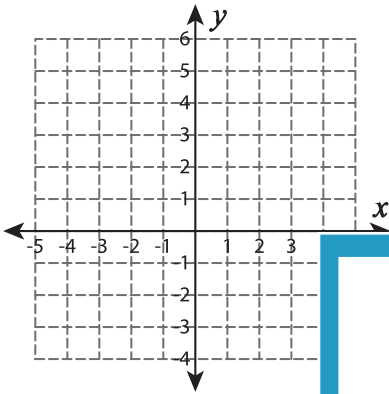


Graphing: Slope and Point

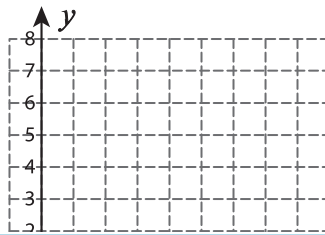
Sheet 4

Graph the line using the given slope and the point.

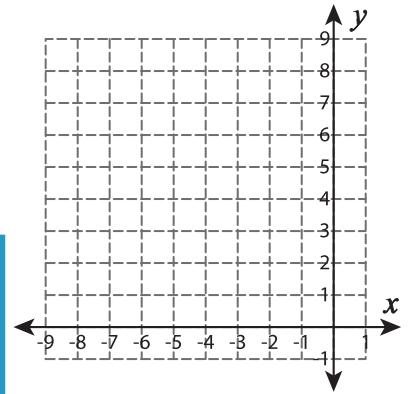
1) $m = -2 ; (3, 6)$



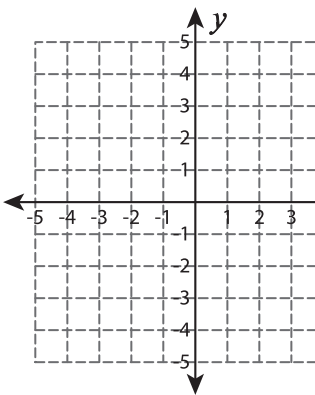
2) $m = 7 ; (1, -1)$



3) $m = -\frac{2}{5} ; (-7, 5)$



4) $m = 3 ; (-4, -2)$



PREVIEW

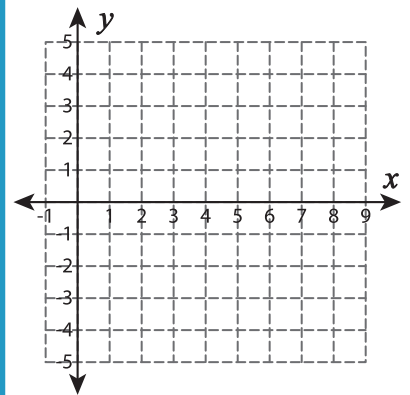
Gain complete access to the largest
collection of worksheets in all subjects!

Members, please
log in to
download this
worksheet.

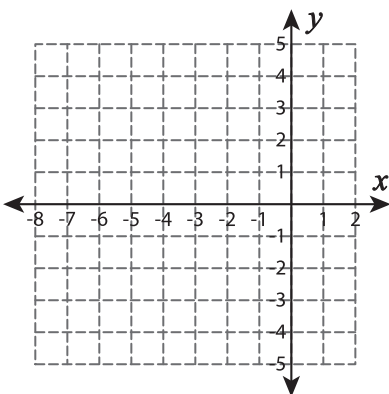
Not a member?
Please sign up to
gain complete
access.

www.mathworksheets4kids.com

5) $m = -1 ; (5, 4)$



6) $m = -\frac{5}{2} ; (-8, 3)$



7) $m = -\frac{4}{3} ; (2, 2)$

