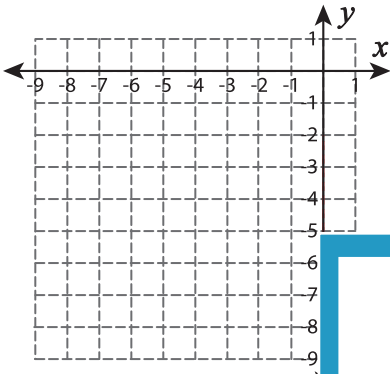


## Graphing: Slope and Point

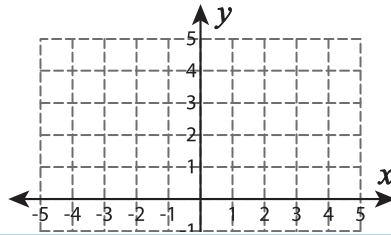
Sheet 5

Graph the line using the given slope and the point.

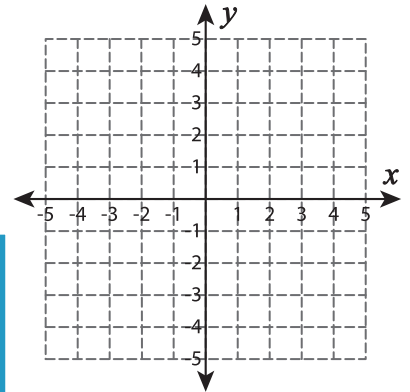
1)  $m = -6; (-8, -2)$



2)  $m = -\frac{5}{3}; (-1, 5)$



3)  $m = 3; (3, -3)$



# PREVIEW

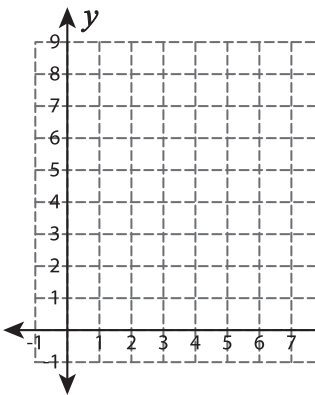
Gain complete access to the largest  
collection of worksheets in all subjects!

Members, please  
log in to  
download this  
worksheet.

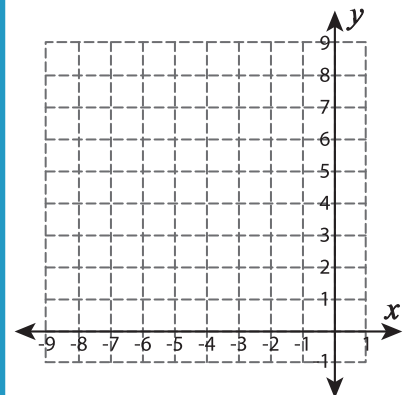
Not a member?  
Please sign up to  
gain complete  
access.

[www.mathworksheets4kids.com](http://www.mathworksheets4kids.com)

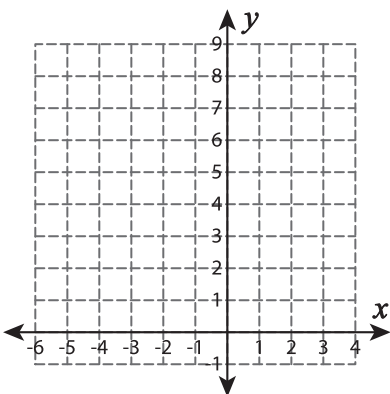
4)  $m = \frac{7}{4}; (3, 1)$



5)  $m = \frac{3}{2}; (-2, 1)$



7)  $m = 5; (-5, 2)$



8)  $m = \frac{8}{3}; (-4, -3)$

