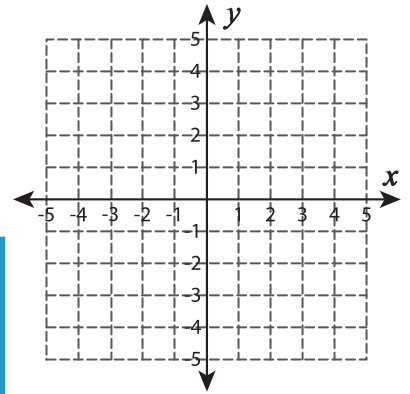
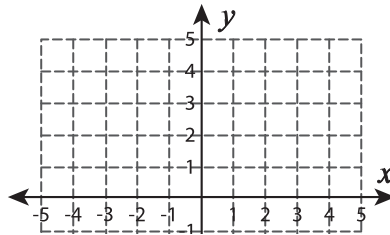
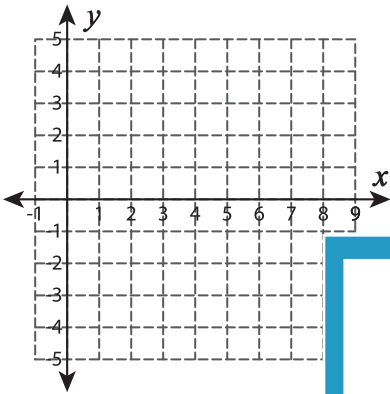


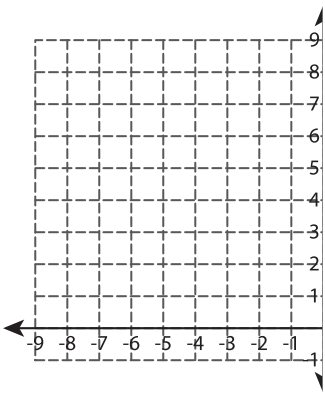
Graphing: Intercepts

Graph the line using the given intercepts.

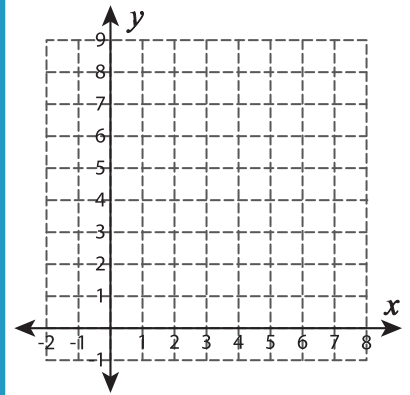
- 1) x-intercept = 6 ; y-intercept = 3 2) x-intercept = -3 ; y-intercept = -1 3) x-intercept = 2 ; y-intercept = -2



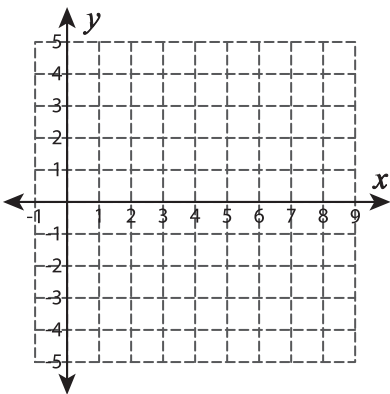
- 4) x-intercept = -7 ; y-intercept = 9



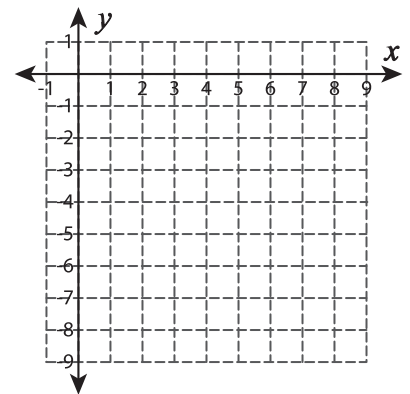
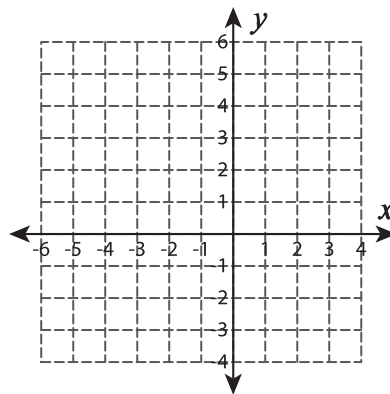
- 5) x-intercept = -2 ; y-intercept = 9



- 6) x-intercept = 9 ; y-intercept = 4



- 7) x-intercept = 4 ; y-intercept = -7



PREVIEW

Gain complete access to the largest collection of worksheets in all subjects!

Members, please log in to download this worksheet.

Not a member? Please sign up to gain complete access.

www.mathworksheets4kids.com