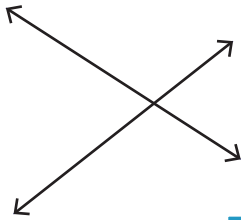


Parallel, Perpendicular or Intersecting Lines


Part - A

Write each pair of lines as parallel, perpendicular or intersecting.

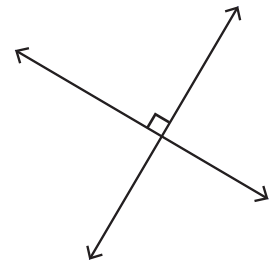
1)



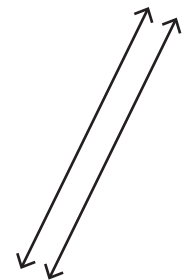
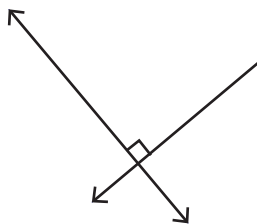
2)



3)



4)



PREVIEW

Gain complete access to the largest collection of worksheets in all subjects!

Members, please log in to download this worksheet.

Not a member? Please sign up to gain complete access.

www.mathworksheets4kids.com

Draw the following.

1) Intersecting lines

perpendicular lines