

Name : _____

Ordering Sizes

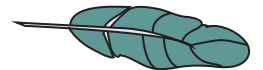
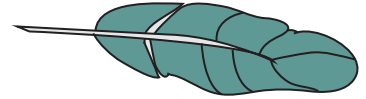
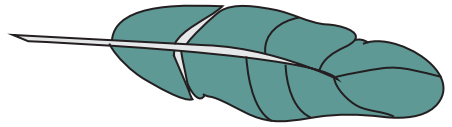
Sheet 2

Write 1 to 3 to show the order from shortest to longest object.



1)



2)



3)



PREVIEW

Gain complete access to the largest collection of worksheets in all subjects!

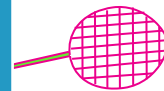
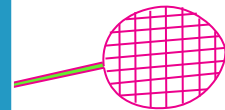

Members, please log in to download this worksheet.

Not a member? Please sign up to gain complete access.

www.mathworksheets4kids.com

Write 1 to 3 to show the order from shortest to longest object.

5)



7)



8)

