




Name : _____

Ordering Sizes



Sheet 1

Write 1 to 3 to show the order from fewest to most quantity of items.

1)

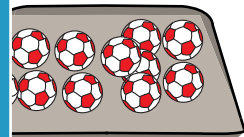



2)

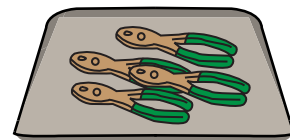

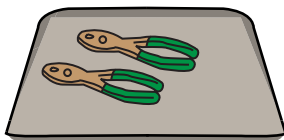


Write 1 to 3 to show t

3)



4)



PREVIEW

Gain complete access to the largest collection of worksheets in all subjects!

Members, please log in to download this worksheet.

Not a member? Please sign up to gain complete access.

www.mathworksheets4kids.com