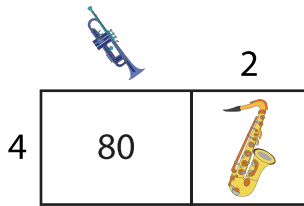


Area Model Multiplication

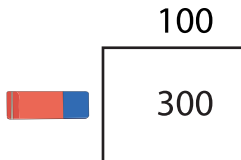
- 1) Find the value of each object in the area model below so that it represents the value 88.



 =

 =

- 2) Find the value of each object in the area model below so that it represents the value 375.



 =

PREVIEW


Gain complete access to the largest collection of worksheets in all subjects!

Members, please log in to download this worksheet.

Not a member? Please sign up to gain complete access.

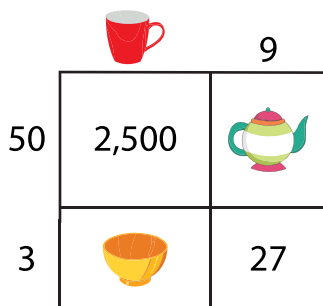
www.mathworksheets4kids.com

- 3) Find the value of each object in the area model below so that it represents the value 134.



 =

- 4) Find the value of each object in the area model below so that it represents the value 3,127.



 =

 =

 =