



Name : _____

One More or One Less

Sheet 1





Cut out each set of fruit and glue it under "one less" or "one more" as appropriate.

One Less	Fruit	One More
		
<div data-bbox="448 757 1139 1675" style="border: 2px solid #0099cc; padding: 10px;"><h2 style="margin: 0;">PREVIEW</h2><p style="margin: 5px 0;">Gain complete access to the largest collection of worksheets in all subjects!</p><div style="display: flex; justify-content: space-around; margin: 10px 0;"><div data-bbox="501 1200 786 1518" style="background-color: #0099cc; color: white; padding: 10px; transform: rotate(-2deg);">Members, please log in to download this worksheet.</div><div data-bbox="802 1200 1088 1518" style="background-color: #0099cc; color: white; padding: 10px; transform: rotate(2deg);">Not a member? Please sign up to gain complete access.</div></div><p style="margin: 10px 0;">www.mathworksheets4kids.com</p></div>		
		

Name : _____

One More or One Less

Sheet 1



PREVIEW

Gain complete access to the largest collection of worksheets in all subjects!

Members, please log in to download this worksheet.

Not a member? Please sign up to gain complete access.

www.mathworksheets4kids.com

