



Name : _____

One More or One Less

Sheet 3





Cut out each set of vegetables and glue it under "one less" or "one more" as appropriate.

One Less	Vegetables	One More
		
	<div data-bbox="448 757 1139 1675" style="border: 2px solid blue; padding: 10px; text-align: center;"><h1>PREVIEW</h1><p>Gain complete access to the largest collection of worksheets in all subjects!</p><div style="display: flex; justify-content: space-around;"><div data-bbox="504 1205 786 1518" style="background-color: #00a0e3; color: white; padding: 5px; transform: rotate(-2deg);">Members, please log in to download this worksheet.</div><div data-bbox="804 1205 1086 1518" style="background-color: #00a0e3; color: white; padding: 5px; transform: rotate(2deg);">Not a member? Please sign up to gain complete access.</div></div><p>www.mathworksheets4kids.com</p></div>	
		

Name : _____

One More or One Less

Sheet 3



PREVIEW

Gain complete access to the largest collection of worksheets in all subjects!

Members, please log in to download this worksheet.

Not a member? Please sign up to gain complete access.

www.mathworksheets4kids.com

