

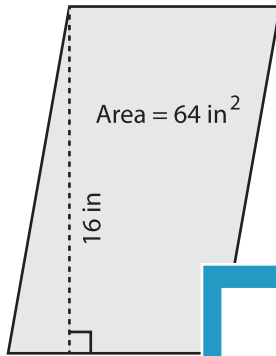
Name : _____

Parallelogram - Finding Base/Height

L1S4

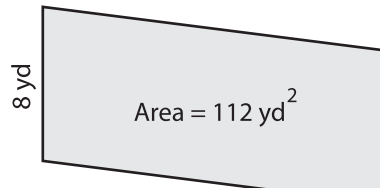
Find the base or height of each parallelogram.

1)

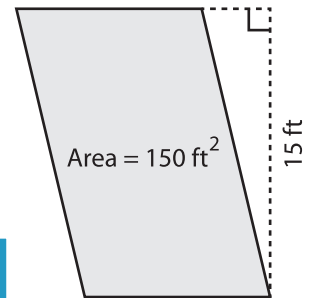


Base =

2)

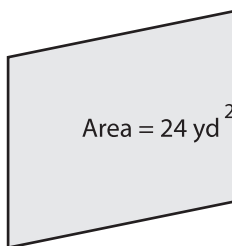


3)



ase =

4)



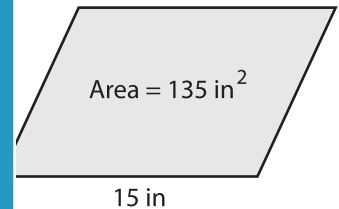
Height =

PREVIEW
Gain complete access to the largest collection of worksheets in all subjects!

Members, please log in to download this worksheet.

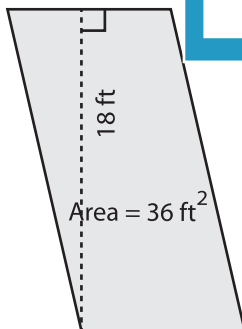
Not a member? Please sign up to gain complete access.

www.mathworksheets4kids.com

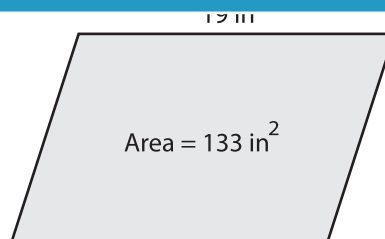


ght =

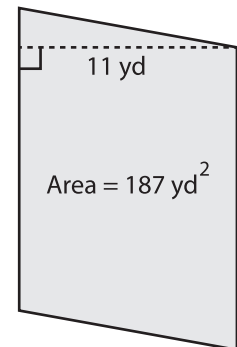
7)



Base =



Height =



Base =