

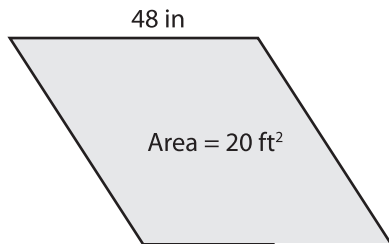
Name : \_\_\_\_\_

## Parallelogram - Finding Base/Height

Sheet 2

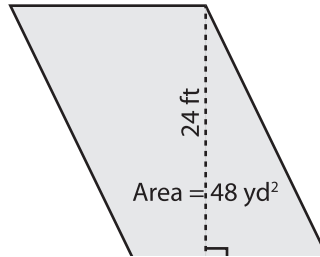
Find the base or height of each parallelogram.

1)

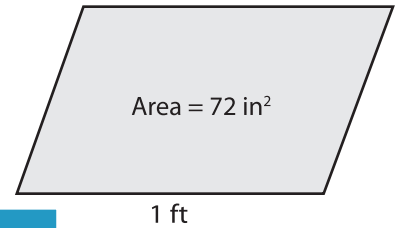


Height = \_\_\_\_\_

2)

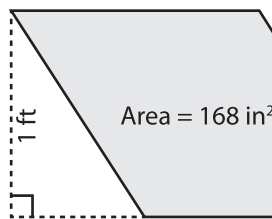


3)



Height = \_\_\_\_\_ in

4)



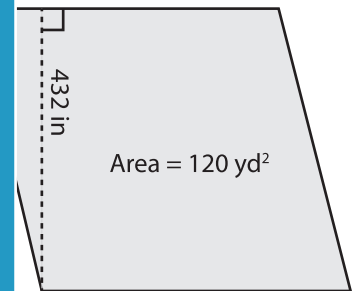
Base = \_\_\_\_\_

Gain complete access to the largest collection of worksheets in all subjects!

Members, please log in to download this worksheet.

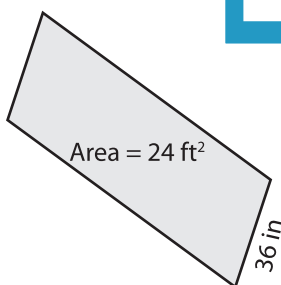
Not a member? Please sign up to gain complete access.

[www.mathworksheets4kids.com](http://www.mathworksheets4kids.com)

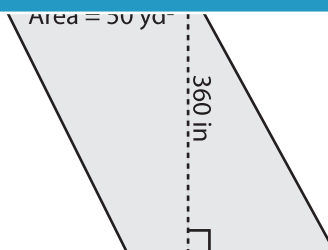


Base = \_\_\_\_\_ yd

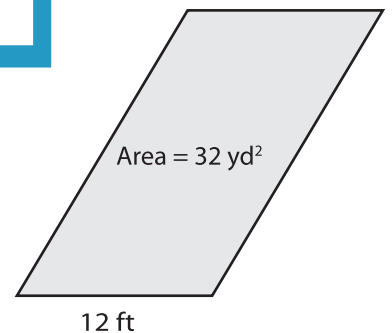
7)



Height = \_\_\_\_\_ ft



Base = \_\_\_\_\_ yd



Height = \_\_\_\_\_ yd