

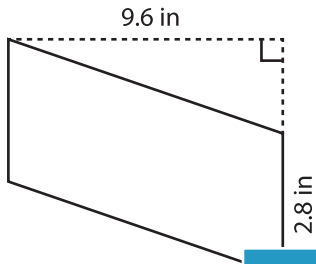
Name : \_\_\_\_\_

## Parallelogram - Area

T1S5

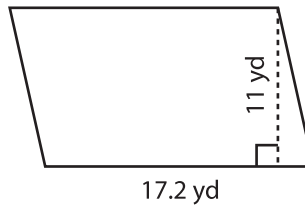
Find the area of each parallelogram.

1)

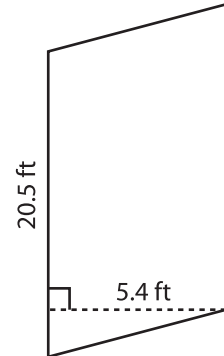


Area =

2)

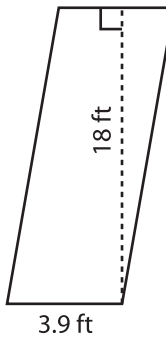


3)



Area =

4)



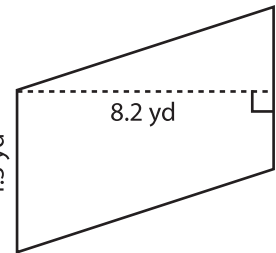
Area =

**PREVIEW**  
Gain complete access to the largest collection of worksheets in all subjects!

Members, please log in to download this worksheet.

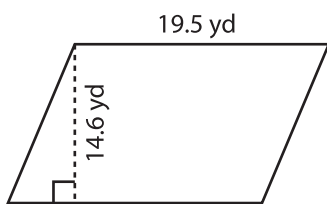
Not a member? Please sign up to gain complete access.

[www.mathworksheets4kids.com](http://www.mathworksheets4kids.com)

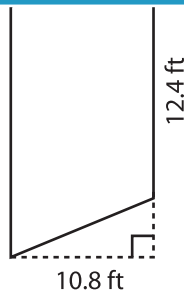


Area =

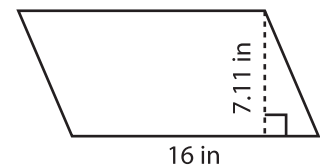
7)



Area =



Area =



Area =