

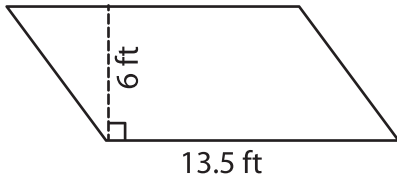
Name : _____

Parallelogram – Area

T2S1

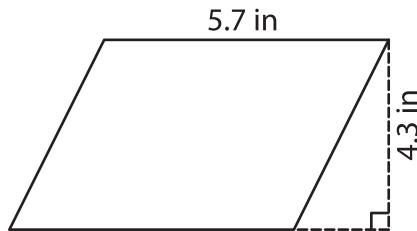
A) Find the area of each parallelogram.

1)



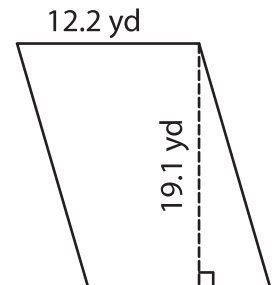
Area = _____

2)



Area = _____

3)



B) Find the area of each parallelogram.

4) base = 9.4 yd , height = 14 ft

Area = _____

6) base = 11.1 in , height = 7.2 yd

Area = _____

8) What is the area of a parallelogram with a base of 8.7 inches?

9) The height and base of a parallelogram are 20 feet and 15.3 feet respectively. Find the area of the parallelogram.

PREVIEW

Gain complete access to the largest collection of worksheets in all subjects!

Members, please log in to download this worksheet.

Not a member? Please sign up to gain complete access.

www.mathworksheets4kids.com