

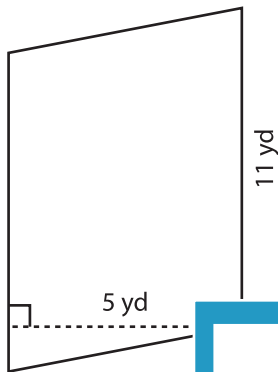
Name : \_\_\_\_\_

## Parallelogram - Area

T1L1S4

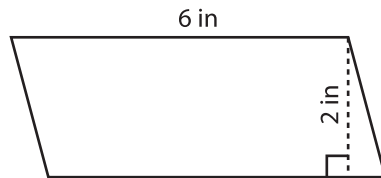
Find the area of each parallelogram.

1)



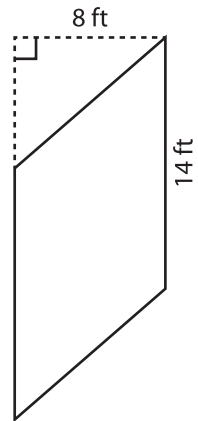
Area =

2)



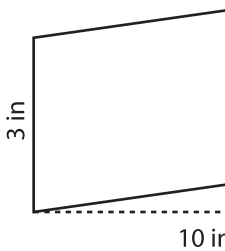
Area =

3)



Area =

4)



Area =

Gain complete access to the largest collection of worksheets in all subjects!

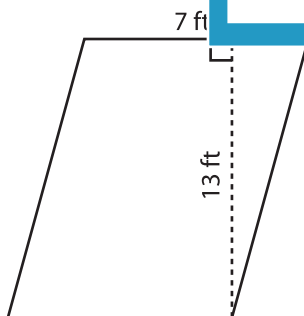
Members, please log in to download this worksheet.

Not a member? Please sign up to gain complete access.

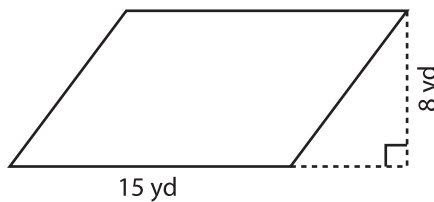
[www.mathworksheets4kids.com](http://www.mathworksheets4kids.com)

Area =

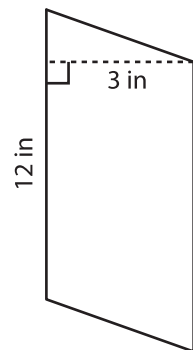
7)



Area =



Area =



Area =