

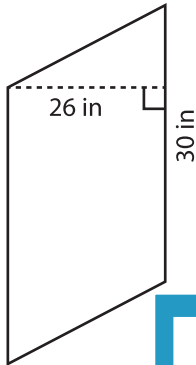
Name : _____

Parallelogram - Area

T1L2S5

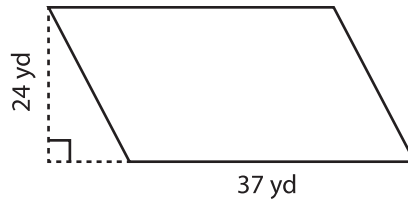
Find the area of each parallelogram.

1)

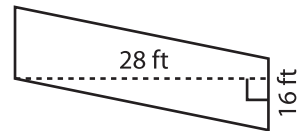


Area =

2)

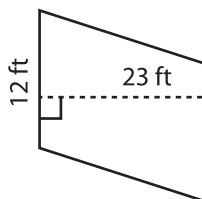


3)



Area =

4)



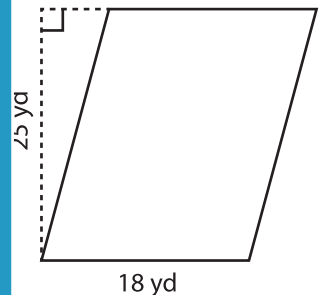
Area =

PREVIEW
Gain complete access to the largest collection of worksheets in all subjects!

Members, please log in to download this worksheet.

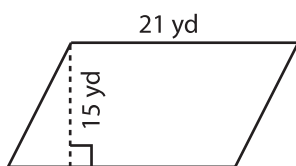
Not a member? Please sign up to gain complete access.

www.mathworksheets4kids.com




Area =

7)



Area =



Area =



Area =