

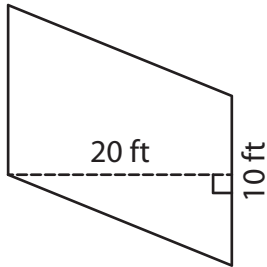
Name : _____

Parallelogram – Area

T2L1S3

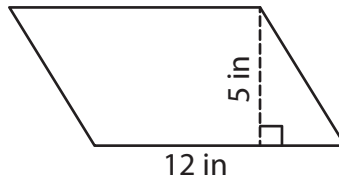
A) Find the area of each parallelogram.

1)



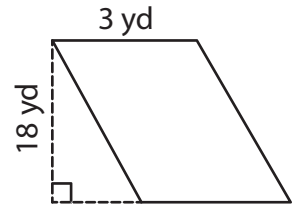
Area = _____

2)



Area = _____

3)



B) Find the area of each parallelogram.

4) base = 6 ft , height = 9 ft

Area = _____

6) base = 4 in , height = 14 in

Area = _____

8) What is the area of a parallelogram whose base is 7 yards and height is 12 yards?

9) Find the area of a parallelogram whose height is 18 inches and base is 2 inches.

PREVIEW

Gain complete access to the largest collection of worksheets in all subjects!

Members, please log in to download this worksheet.

Not a member? Please sign up to gain complete access.

www.mathworksheets4kids.com