

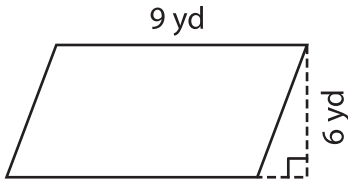
Name : _____

Parallelogram – Area

T2L1S4

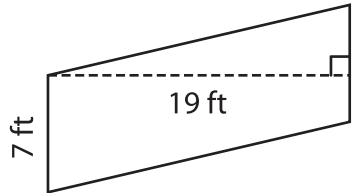
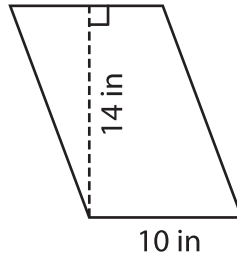
A) Find the area of each parallelogram.

1)



Area = _____

2)



Area = _____

B) Find the area of each parallelogram.

4) base = 11 in , height = 3 in

Area = _____

6) base = 12 ft , height = 1 ft

Area = _____

8) Find the area of a parallelogram with a base of 12 feet and 16 feet.

PREVIEW

Gain complete access to the largest collection of worksheets in all subjects!

Members, please log in to download this worksheet.

Not a member? Please sign up to gain complete access.

www.mathworksheets4kids.com

9) What is the area of a parallelogram with a height of 17 yards and base of 20 yards?
