

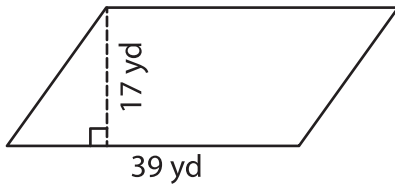
Name : _____

Parallelogram – Area

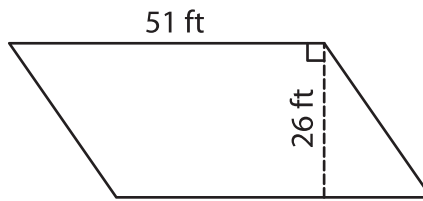
T2L2S1

A) Find the area of each parallelogram.

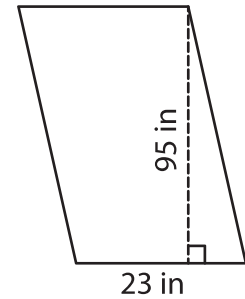
1)



2)



3)



Area = _____

Area = _____

B) Find the area of each parallelogram.

4) base = 18 ft , height = 5

5 in

Area = _____

6) base = 63 in , height =

33 yd

Area = _____

8) The height and base of the parallelogram.

ly. Determine the area

PREVIEW

Gain complete access to the largest collection of worksheets in all subjects!

Members, please log in to download this worksheet.

Not a member? Please sign up to gain complete access.

www.mathworksheets4kids.com

9) Find the area of a parallelogram whose base is 31 feet and height is 84 feet.