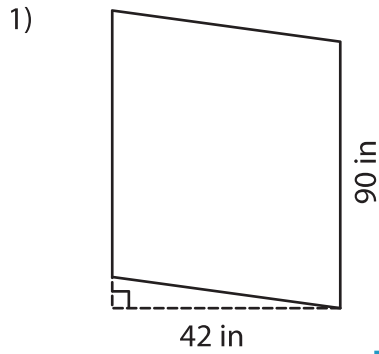


Name : _____

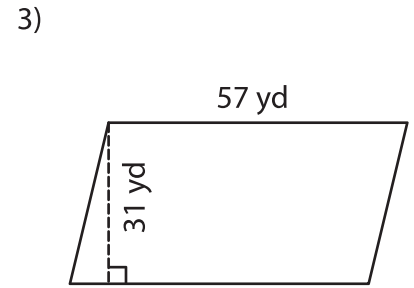
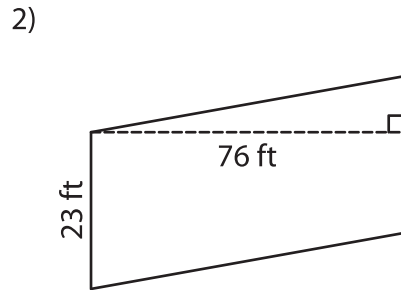
Parallelogram – Area

T2L2S5

A) Find the area of each parallelogram.



Area = _____



Area = _____

B) Find the area of each parallelogram.

4) base = 32 ft , height = 6 ft

Area = _____

6) base = 50 yd , height = 18 yd

Area = _____

8) If base and height of a parallelogram are 12 in and 3 in respectively, determine the area of a parallelogram.

9) Find the area of a parallelogram whose height is 27 feet and base is 34 feet.

PREVIEW

Gain complete access to the largest collection of worksheets in all subjects!

Members, please log in to download this worksheet.

Not a member? Please sign up to gain complete access.

www.mathworksheets4kids.com