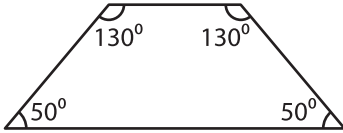


Name : _____

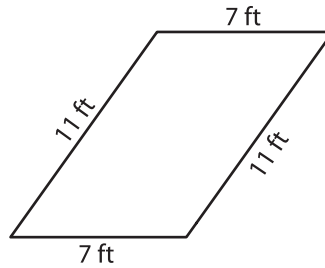
Parallelogram

A) State whether each quadrilateral is a parallelogram.

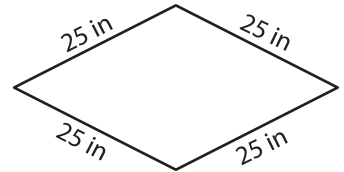
1)



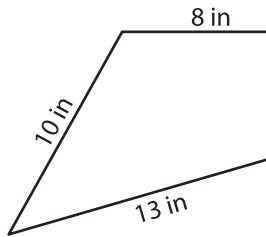
2)



3)



4)



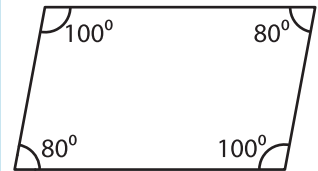
PREVIEW

Gain complete access to the largest collection of worksheets in all subjects!

Members, please log in to download this worksheet.


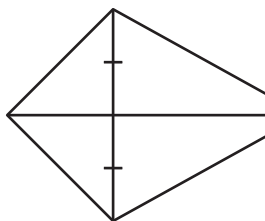
Not a member? Please sign up to gain complete access.

www.mathworksheets4kids.com



B) State whether each

7)



10) QRST is a quadrilateral. The sides \overline{QR} , \overline{RS} , \overline{ST} and \overline{QT} measure 9 inches, 5 inches, 9 inches and 5 inches respectively. State whether QRST is a parallelogram.