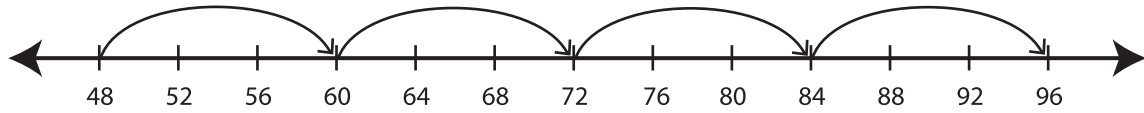


Recognizing Pattern

MS2

Describe the pattern followed by the hops in each number line.

1)



Start at 48. Add 12 each time.

2)



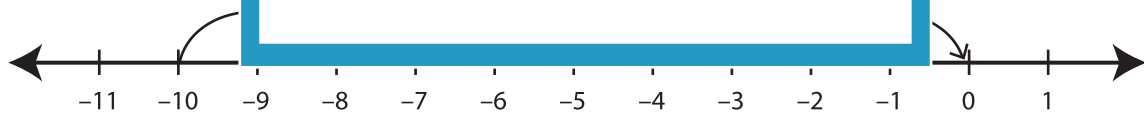
3)



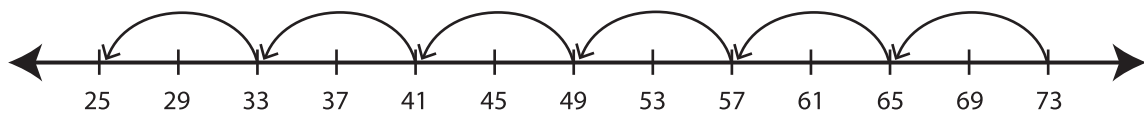
4)



5)



6)



PREVIEW

Gain complete access to the largest collection of worksheets in all subjects!

Members, please log in to download this worksheet.

Not a member? Please sign up to gain complete access.

www.mathworksheets4kids.com