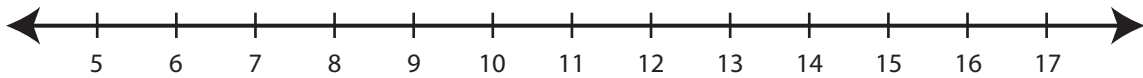


Showing Pattern

ES1

Read the rule. Draw hops to show the rule in each number line.

- 1) Start at 6. Add 2 each time.



- 2) Start at 71. Subtract 2 each time.



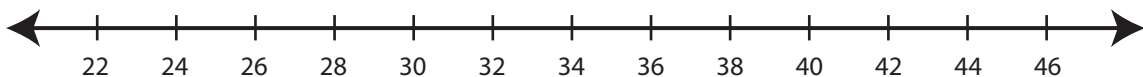
- 3) Start at 68. Subtract 3 each time.



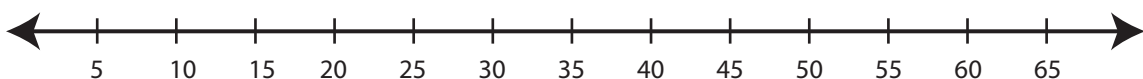
- 4) Start at 18. Add 8 each time.



- 5) Start at 24. Add 6 each time.



- 6) Start at 60. Subtract 10 each time.



PREVIEW

Gain complete access to the largest
collection of worksheets in all subjects!

Members, please
log in to
download this
worksheet.

Not a member?
Please sign up to
gain complete
access.

www.mathworksheets4kids.com