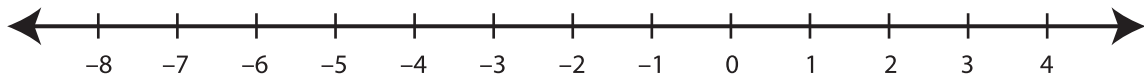


## Showing Pattern

MS1

Read the rule. Draw hops to show the rule in each number line.

- 1) Start at 4. Subtract 2 each time.



- 2) Start at 53. Add 6 each time.



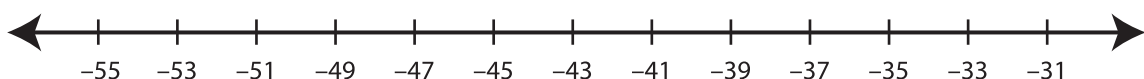
- 3) Start at -7. Subtract 3 each time.



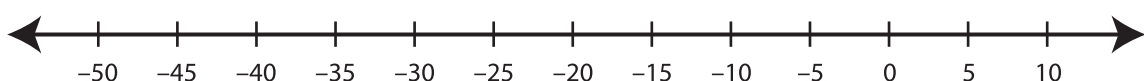
- 4) Start at 25. Add 12 each time.



- 5) Start at -55. Add 4 each time.



- 6) Start at 10. Subtract 10 each time.



**PREVIEW**

Gain complete access to the largest collection of worksheets in all subjects!

Members, please log in to download this worksheet.

Not a member? Please sign up to gain complete access.

[www.mathworksheets4kids.com](http://www.mathworksheets4kids.com)