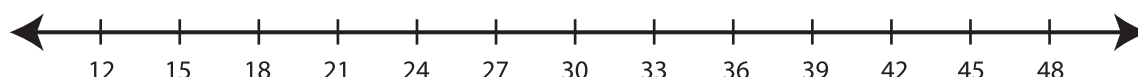


Showing Pattern

MS2

Read the rule. Draw hops to show the rule in each number line.

- 1) Start at 12. Add 6 each time.



- 2) Start at 46. Subtract 2 each time.



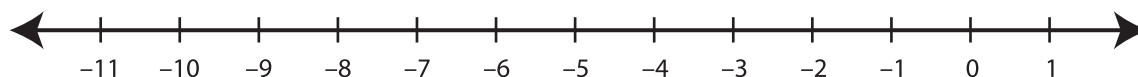
- 3) Start at 53. Subtract 5 each time.



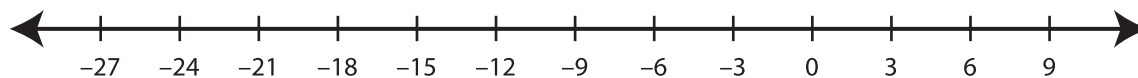
- 4) Start at -48. Add 1 each time.



- 5) Start at -10. Add 3 each time.



- 6) Start at 6. Subtract 9 each time.



PREVIEW

Gain complete access to the largest collection of worksheets in all subjects!

Members, please log in to download this worksheet.

Not a member? Please sign up to gain complete access.

www.mathworksheets4kids.com