




Name : _____

Pictograph - Pumpkin Harvest



Sheet 1

The pictograph shows the number of pumpkins harvested by five farmers in the fall season. Use the graph to answer the questions.

| Pumpkin Harvest | |
|-----------------|---|
| Name | Number of Pumpkins |
| Danny |  |
| Jacob | |
| Ray |  |
| Edwin |  |
| Alex | |

PREVIEW

Gain complete access to the largest collection of worksheets in all subjects!

Members, please log in to download this worksheet.

Not a member? Please sign up to gain complete access.

www.mathworksheets4kids.com

- 1) Who harvested the most? _____
- 2) How many pumpkins did Jacob harvest? _____
- 3) Who harvested 250 pumpkins? _____
- 4) Name the farmers who have harvested the same number of pumpkins? _____
- 5) Danny harvested more pumpkins than Ray. Is that true? _____