

Name : _____

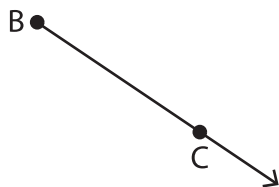
Points, Lines and Planes

Sheet 3

Part - A

Name each figure using symbols.

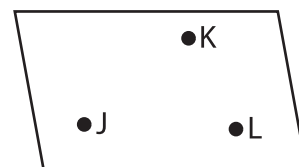
1)



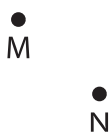
2)



3)



4)



PREVIEW

Gain complete access to the largest collection of worksheets in all subjects!

Members, please log in to download this worksheet.

Not a member? Please sign up to gain complete access.

www.mathworksheets4kids.com

Draw and label each of

1) Plane \mathcal{N}

\overline{PQ}