

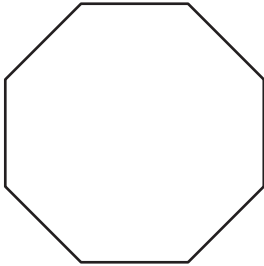
Name : _____

Interior Angle

ES1

Find the interior angle of each regular polygon. Round your answer to the nearest tenth.

1)



Sum of the interior angles = _____

Each interior angle = _____

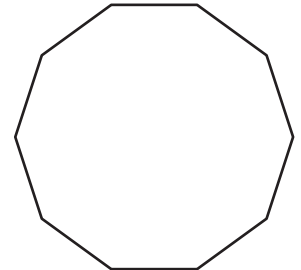
2)



Sum of the interior angles = _____

Each interior angle = _____

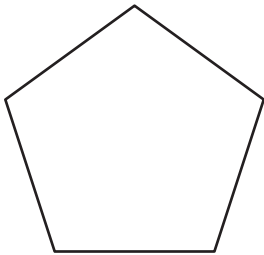
3)



Sum of the interior angles = _____

Each interior angle = _____

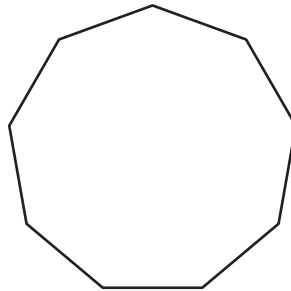
4)



Sum of the interior angles = _____

Each interior angle = _____

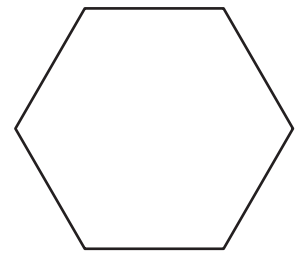
5)



Sum of the interior angles = _____

Each interior angle = _____

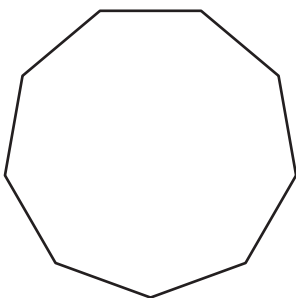
6)



Sum of the interior angles = _____

Each interior angle = _____

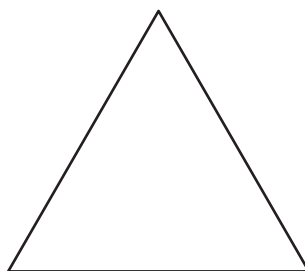
7)



Sum of the interior angles = _____

Each interior angle = _____

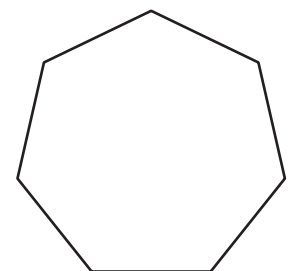
8)



Sum of the interior angles = _____

Each interior angle = _____

9)



Sum of the interior angles = _____

Each interior angle = _____