

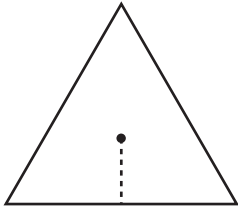
Name : _____

L2S1

Finding Apothem

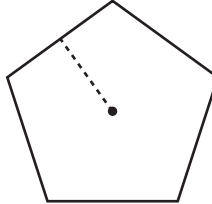
Find the apothem of each polygon using the given information. Round your answer to two decimal places.

1)

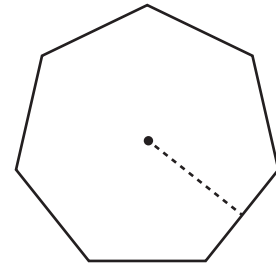


Area = 35.25 in²
Apothem = _____

2)

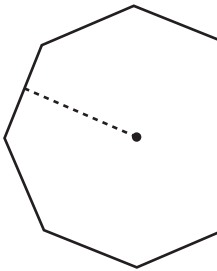


3)



Radius = 11.5 ft
Apothem = _____

4)



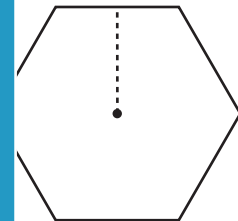
Perimeter = 34.5 ft
Apothem = _____

PREVIEW
Gain complete access to the largest collection of worksheets in all subjects!

Members, please log in to download this worksheet.

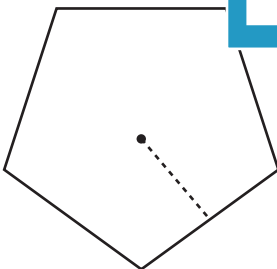
Not a member? Please sign up to gain complete access.

www.mathworksheets4kids.com

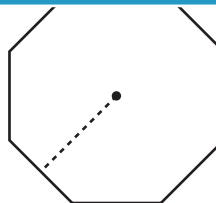


Area = 128.8 yd²
Apothem = _____

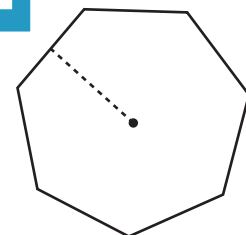
7)



Radius = 15.5 yd
Apothem = _____



Area = 58 ft²
Apothem = _____



Perimeter = 47.4 in
Apothem = _____