

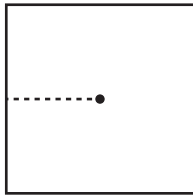
Name : _____

L2S3

Finding Apothem

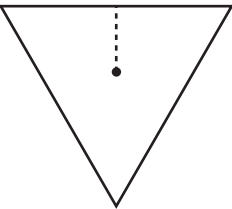
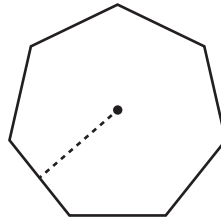
Find the apothem of each polygon using the given information. Round your answer to two decimal places.

1)



Area = 111 yd^2
Apothem = _____

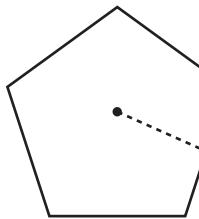
2)



3)

Perimeter = 220 yd
Apothem = _____

4)



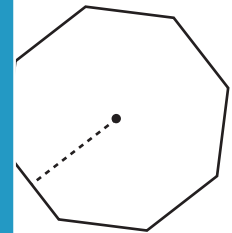
Radius = 22.3 in
Apothem = _____

Gain complete access to the largest collection of worksheets in all subjects!

Members, please log in to download this worksheet.

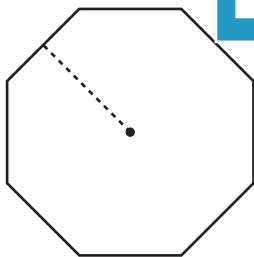
Not a member? Please sign up to gain complete access.

www.mathworksheets4kids.com

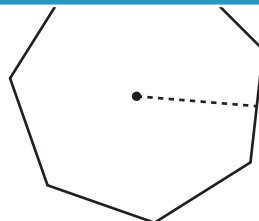


Area = 76.97 in^2
Apothem = _____

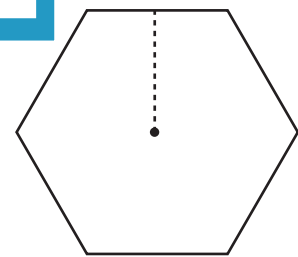
7)



Perimeter = 50.5 ft
Apothem = _____



Area = 200.5 in^2
Apothem = _____



Radius = 17.4 ft
Apothem = _____