

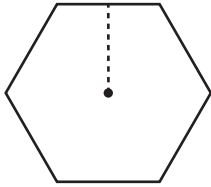
Name : _____

L2S5

Finding Apothem

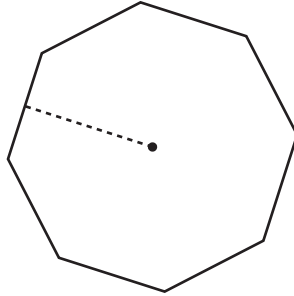
Find the apothem of each polygon using the given information. Round your answer to two decimal places.

1)



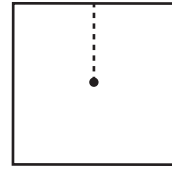
Radius = 5.1 in
Apothem = _____

2)

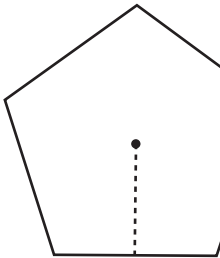


Area = 328 yd²
Apothem = _____

3)



4)



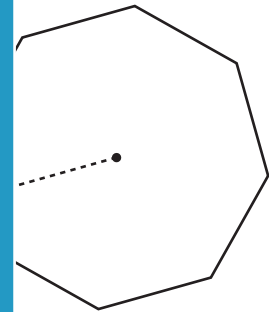
Perimeter = 75.9 yd
Apothem = _____

PREVIEW
Gain complete access to the largest collection of worksheets in all subjects!

Members, please log in to download this worksheet.

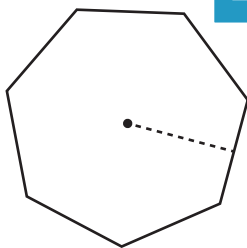
Not a member? Please sign up to gain complete access.

www.mathworksheets4kids.com

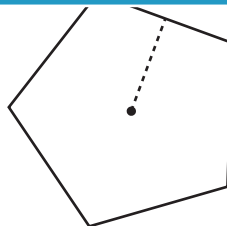


Radius = 26 ft
Apothem = _____

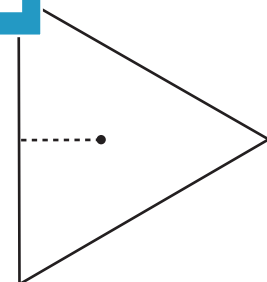
7)



Area = 100 ft²
Apothem = _____



Radius = 18.5 yd
Apothem = _____



Perimeter = 210 in
Apothem = _____