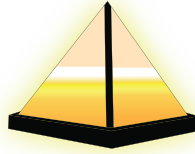
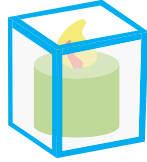


Name : \_\_\_\_\_

# Before and After

1) Circle the object that is after the object shaped like a cube.



2) Circle the object that is before the object shaped like a sphere.



## PREVIEW

Gain complete access to the largest collection of worksheets in all subjects!


Members, please log in to download this worksheet.

Not a member? Please sign up to gain complete access.

www.mathworksheets4kids.com



3) Circle the object that is before the object shaped like a cone.



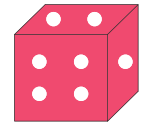
e.



4) Circle the object that is before the object shaped like a pyramid.



ramid.



5) Circle the object that is after the object shaped like a cylinder.

