




Name : _____

Left, Right, and Middle

Sheet 1

Look at the objects, identify their positions, and answer the questions.


1)

 orange	 apple	 strawberry
---	--	---

Which fruit is on the left?

- strawberry
- orange
- apple

2)

 doctor	
--	--

PREVIEW

Gain complete access to the largest collection of worksheets in all subjects!

Members, please log in to download this worksheet.

Not a member? Please sign up to gain complete access.

www.mathworksheets4kids.com


_____s on the right?

_____olice officer

_____octor

_____refighter

3)

 camera	
---	--




_____ gadget is in the middle?

_____ellphone

_____atch

_____amera

4)

 honeybee	 ant	 ladybug
---	--	--

Which insect is on the right?

- honeybee
- ant
- ladybug