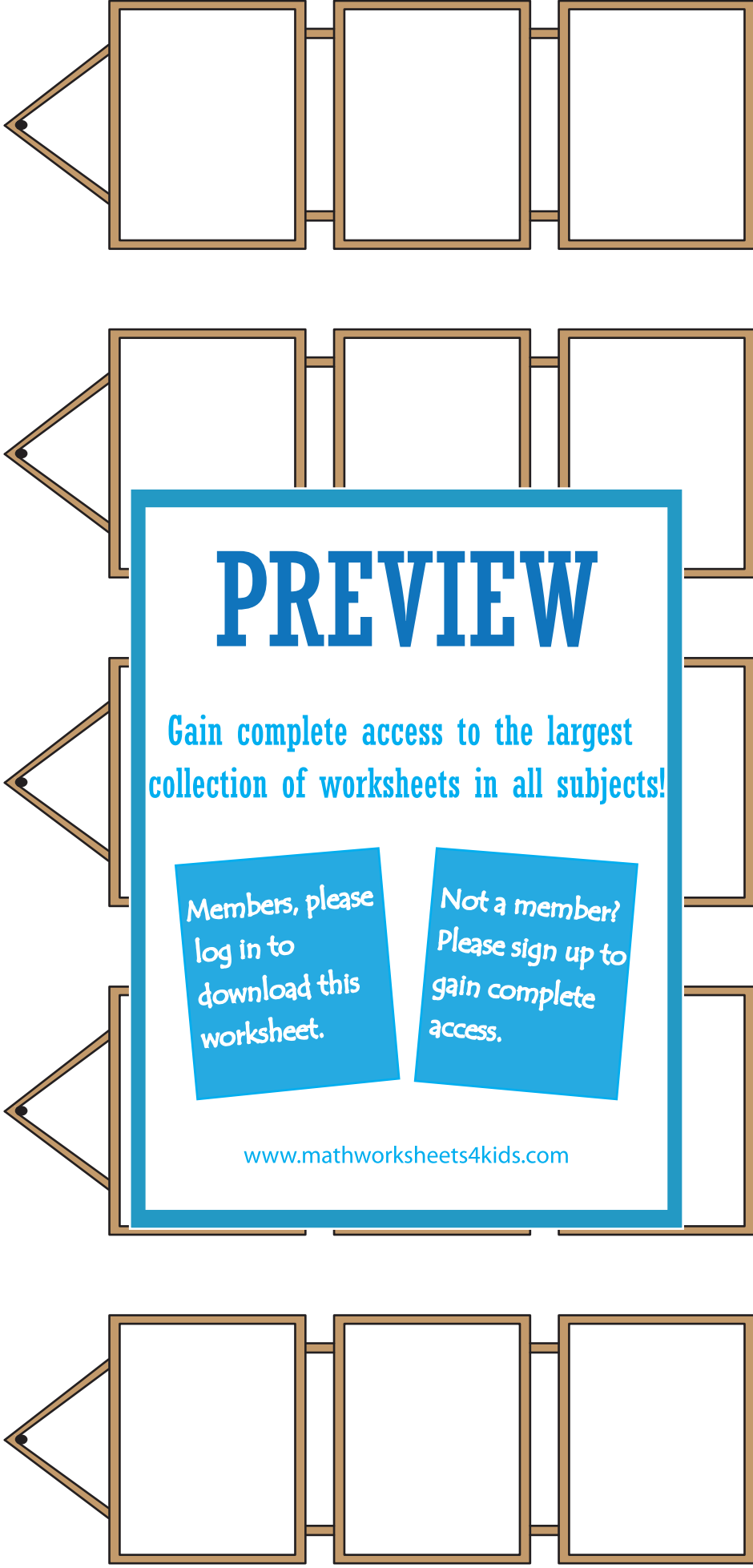


Name : \_\_\_\_\_

## Top and Bottom

Cut out the images. Read the instructions and glue them in the correct positions.


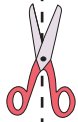
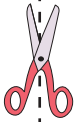


- 1) Paste the duck at the top, the pigeon in the middle, and the eagle at the bottom.
- 2) Paste the bat at the top, the ball in the middle, and the bowling pin at the bottom.
- 3) Paste the apple at the top, the pineapple in the middle, and the orange at the bottom.
- 4) Paste the sharpener at the top, the crayon in the middle, and the eraser at the bottom.
- 5) Paste the cheetah at the top, the tiger in the middle, and the lion at the bottom.

Name : \_\_\_\_\_

## Top and Bottom

Cut out the images. Read the instructions and glue them in the correct positions.




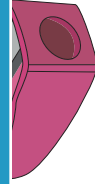
# PREVIEW



Gain complete access to the largest collection of worksheets in all subjects!

Members, please log in to download this worksheet.

Not a member? Please sign up to gain complete access.



[www.mathworksheets4kids.com](http://www.mathworksheets4kids.com)