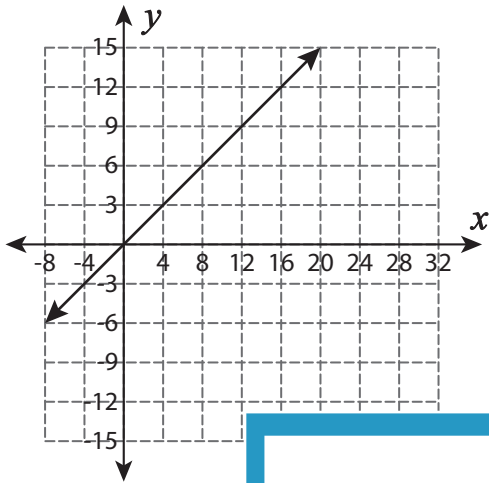


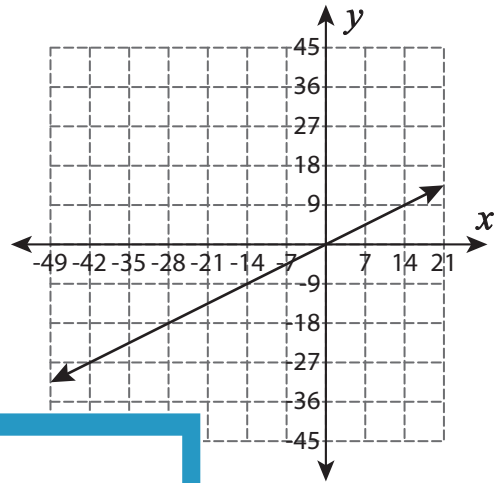
# Constant of Proportionality - Graph

Identify the constant of proportionality( $k$ ) for each graph and write the proportional relationship ( $y = kx$ ).

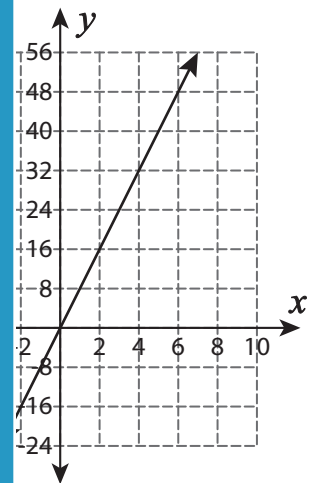
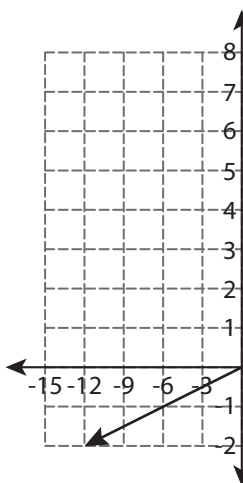
1)



2)



3)



## PREVIEW

Gain complete access to the largest collection of worksheets in all subjects!

Members, please log in to download this worksheet.

Not a member? Please sign up to gain complete access.

[www.mathworksheets4kids.com](http://www.mathworksheets4kids.com)

5)

