






# Choco Chips Bakery

The data provided below indicates the sales of a variety of confectioneries over the weekend at La Munchkinierre. Read the data and answer the questions that follow.

| Cookies   | Brownies  | Bread   | Donuts  | Muffins   |
|---|---|---|---|---|
|  |  |  |  |  |
| 622   |   |   |   | 496   |

1) What is the ratio of cookies to donuts?

\_\_\_\_\_

2) Which two bakery items have the same ratio as cookies to donuts?

\_\_\_\_\_

3) Compare the ratio of bread to muffins to the ratio of cookies to donuts.

\_\_\_\_\_

4) Find the ratio of the most number of bakery items sold to the least number of items that were sold over the weekend.

\_\_\_\_\_

5) Can you spot any other equivalent ratios displayed in the data presented, other than the ratio of bread to muffins?

\_\_\_\_\_

# PREVIEW

Gain complete access to the largest collection of worksheets in all subjects!

Members, please log in to download this worksheet.

Not a member? Please sign up to gain complete access.

[www.mathworksheets4kids.com](http://www.mathworksheets4kids.com)

\_\_\_\_\_ items that were sold.