






Pictograph - School

The total strength from grade I to V in a school is represented in the form of pictograph. Read the data and answer the questions that follow.

School	
Grades	Number of Boys in each Grade
Grade I	
Grade II	
Grade III	
Grade IV	
Grade V	

PREVIEW

Gain complete access to the largest collection of worksheets in all subjects!

Members, please log in to download this worksheet.

Not a member? Please sign up to gain complete access.

www.mathworksheets4kids.com

- 1) Find the ratio of boy _____
- 2) Twelve more boys join grade III. What will be the ratio of boys in grade III to grade IV, now? _____
- 3) Calculate the ratio of the total number of boys in school to the number of boys in grade IV and V? _____
- 4) What is the ratio of the number of boys in grade I to the total number of boys in the school? _____
- 5) Find the ratio of maximum number of students to the minimum number of students in a grade? _____